

CONSOLIDATED MONTHLY REPORT OF DISBURSEMENTS

For the month of JULY 2022

Department: Department of Environment and Natural Resources (DENR)  
 Agency: Office of the Secretary  
 Operating Unit: Region VIII  
 Organization Code: 10 001 0300008  
 Fund Cluster: 01 Regular Agency Fund


Particulars	Current Year Budget					Prior Year's Budget											SUB-TOTAL	Trust Liabilities				Grand Total					Remarks
	PS	MOOE	Fin Ex	CO	TOTAL	Prior Year's Accounts Payable					Current Year's Accounts Payable					TOTAL		PS	MOOE	CO	TOTAL	PS	MOOE	FinEx	CO	TOTAL	
						PS	MOOE	Fin Ex	CO	Sub-Total	PS	MOOE	Fin Ex	CO	Sub-Total												
1	2	3	4	5	6=(2+3+4+5)	7	8	9	10	11=(7+8+9+10)	12	13	14	15	16=(12+13+14+15)	17=(11+16)	18=(6+17)	19	20	21	22=(19+20+21)	23	24	25	26	27=(23+24+25+26)	28
CASH DISBURSEMENTS	32,321,966.52	19,716,758.17	-	10,694,285.87	62,733,010.56	-	82,861.11	-	898,902.00	981,763.11	-	-	-	-	-	981,763.11	63,714,773.67	-	-	-	-	32,321,966.52	19,799,619.28	-	11,593,187.87	63,714,773.67	
Notice of Cash Allocation (NCA)	32,321,966.52	19,716,758.17	-	10,694,285.87	62,733,010.56	-	82,861.11	-	898,902.00	981,763.11	-	-	-	-	-	981,763.11	63,714,773.67	-	-	-	-	32,321,966.52	19,799,619.28	-	11,593,187.87	63,714,773.67	
MDS Checks Issued	8,225,538.79	6,514,307.36	-	288,466.07	15,028,312.22	-	79,594.65	-	575,438.00	655,032.65	-	-	-	-	-	655,032.65	15,683,344.87	-	-	-	-	8,225,538.79	6,593,902.01	-	863,904.07	15,683,344.87	
Advice to Debit Account	24,096,427.73	13,202,450.81	-	10,405,819.80	47,704,698.34	-	3,266.46	-	323,464.00	326,730.46	-	-	-	-	-	326,730.46	48,031,428.80	-	-	-	-	24,096,427.73	13,205,717.27	-	10,729,283.80	48,031,428.80	
Notice of Transfer Allocations (NTA)	-	-	-	-	-	-	-	-	-	-	-	-	-	-	-	-	-	-	-	-	-	-	-	-	-	-	-
MDS Checks Issued	-	-	-	-	-	-	-	-	-	-	-	-	-	-	-	-	-	-	-	-	-	-	-	-	-	-	-
Advice to Debit Account	-	-	-	-	-	-	-	-	-	-	-	-	-	-	-	-	-	-	-	-	-	-	-	-	-	-	-
Working Fund for FAPs	-	-	-	-	-	-	-	-	-	-	-	-	-	-	-	-	-	-	-	-	-	-	-	-	-	-	-
Cash Disbursement Ceiling (CDC)	-	-	-	-	-	-	-	-	-	-	-	-	-	-	-	-	-	-	-	-	-	-	-	-	-	-	-
<b>TOTAL CASH DISBURSEMENTS</b>	<b>32,321,966.52</b>	<b>19,716,758.17</b>	<b>-</b>	<b>10,694,285.87</b>	<b>62,733,010.56</b>	<b>-</b>	<b>82,861.11</b>	<b>-</b>	<b>898,902.00</b>	<b>981,763.11</b>	<b>-</b>	<b>-</b>	<b>-</b>	<b>-</b>	<b>-</b>	<b>981,763.11</b>	<b>63,714,773.67</b>	<b>-</b>	<b>-</b>	<b>-</b>	<b>-</b>	<b>32,321,966.52</b>	<b>19,799,619.28</b>	<b>-</b>	<b>11,593,187.87</b>	<b>63,714,773.67</b>	
NON-CASH DISBURSEMENTS	1,305,431.56	308,258.35	-	602,754.93	2,216,444.84	-	41,811.60	-	-	41,811.60	-	-	-	-	-	41,811.60	2,258,256.44	-	-	-	-	1,305,431.56	350,069.95	-	602,754.93	2,258,256.44	
Tax Remittance Advices Issued (TRA)	1,305,431.56	308,258.35	-	602,754.93	2,216,444.84	-	41,811.60	-	-	41,811.60	-	-	-	-	-	41,811.60	2,258,256.44	-	-	-	-	1,305,431.56	350,069.95	-	602,754.93	2,258,256.44	
Non-Cash Availment Authority (NCAA)	-	-	-	-	-	-	-	-	-	-	-	-	-	-	-	-	-	-	-	-	-	-	-	-	-	-	-
Disbursements effected through outright deductions from claims (please specify...)	-	-	-	-	-	-	-	-	-	-	-	-	-	-	-	-	-	-	-	-	-	-	-	-	-	-	-
Overpayment of expenses(e.g. personnel benefits)	-	-	-	-	-	-	-	-	-	-	-	-	-	-	-	-	-	-	-	-	-	-	-	-	-	-	-
Restitution for loss of government property	-	-	-	-	-	-	-	-	-	-	-	-	-	-	-	-	-	-	-	-	-	-	-	-	-	-	-
Liquidated damages and similar claims	-	-	-	-	-	-	-	-	-	-	-	-	-	-	-	-	-	-	-	-	-	-	-	-	-	-	-
Others(TEF, BTI-Documentary Stamp Tax, etc.)	-	-	-	-	-	-	-	-	-	-	-	-	-	-	-	-	-	-	-	-	-	-	-	-	-	-	-
<b>TOTAL NON-CASH DISBURSEMENTS</b>	<b>1,305,431.56</b>	<b>308,258.35</b>	<b>-</b>	<b>602,754.93</b>	<b>2,216,444.84</b>	<b>-</b>	<b>41,811.60</b>	<b>-</b>	<b>-</b>	<b>41,811.60</b>	<b>-</b>	<b>-</b>	<b>-</b>	<b>-</b>	<b>-</b>	<b>41,811.60</b>	<b>2,258,256.44</b>	<b>-</b>	<b>-</b>	<b>-</b>	<b>-</b>	<b>1,305,431.56</b>	<b>350,069.95</b>	<b>-</b>	<b>602,754.93</b>	<b>2,258,256.44</b>	
<b>GRAND TOTAL</b>	<b>33,627,398.08</b>	<b>20,025,016.52</b>	<b>-</b>	<b>11,297,040.80</b>	<b>64,949,455.40</b>	<b>-</b>	<b>124,672.71</b>	<b>-</b>	<b>898,902.00</b>	<b>1,023,574.71</b>	<b>-</b>	<b>-</b>	<b>-</b>	<b>-</b>	<b>-</b>	<b>1,023,574.71</b>	<b>65,973,030.11</b>	<b>-</b>	<b>-</b>	<b>-</b>	<b>-</b>	<b>33,627,398.08</b>	<b>20,149,689.23</b>	<b>-</b>	<b>12,195,942.80</b>	<b>65,973,030.11</b>	

SUMMARY


Particulars	Previous Report	This Month	As at Date
(1)	(2)	(3)	(4)
Total Disbursement Authorities Received			
NCA	413,956,000.00	94,609,000.00	508,565,000.00
NTA	39,336,782.00	19,956,110.55	59,292,892.55
Working Fund	-	-	-
TRA	15,078,810.02	2,258,256.44	17,337,066.46
CDC	-	-	-
NCAA	-	-	-
Less: Notice of Transfer of Allocations (NTA)* issued	9,700,000.00	5,143,679.55	14,843,679.55
Total Disbursement Authorities Available	458,671,592.02	111,679,687.44	570,351,279.46
Less:			
Lapsed NCA	-	-	-
Disbursements	458,681,050.14	65,973,030.11	524,654,080.25
Less: Other Non-Cash Disbursements	-	-	-
Add/Less: Adjustments (e.g. cancelled/staled checks)	9,458.12	24,007.50	33,465.62
Balance of Disbursement Authorities as at date	0.00	45,730,664.83	45,730,664.83
Total Disbursements Program	458,681,050.14	111,703,694.94	570,384,745.08
Less: *Actual Disbursements	458,681,050.14	65,973,030.11	524,654,080.25
(Over)/Under spending	0.00	45,730,664.83	45,730,664.83
Notes: * The use of NTA is discouraged			0.00

Notes: \*\* Amounts should tally with the grand total disbursement (column 27).


Certified Correct:

  
**CANDICE DIANNE B. PARENA**  
 Chief, Accounting Section  
 Date: \_\_\_\_\_

Recommending Approval:

  
**SONIA Q. MEJIDO**  
 Chief, Finance Division  
 Date: \_\_\_\_\_

Approved By:

  
**ARTURO E. FADRIGUELA**  
 OIC-Regional Executive Director  
 Date: \_\_\_\_\_