

**CONSOLIDATED MONTHLY REPORT OF DISBURSEMENTS**  
For the month of FEBRUARY 2022

Department: Department of Environment and Natural Resources (DENR)  
 Agency: Office of the Secretary  
 Operating Unit: Region VIII  
 Organization Code: 10 001 0300008  
 Fund Cluster: 01 Regular Agency Fund



Particulars	Current Year Budget					Prior Year's Budget											Trust Liabilities				Grand Total					Remarks	
	PS	MOOE	Fin Ex	CO	TOTAL	Prior Year's Accounts Payable					Current Year's Accounts Payable						SUB-TOTAL	PS	MOOE	CO	TOTAL	PS	MOOE	FinEx	CO		TOTAL
						PS	MOOE	FinEx	CO	Sub-Total	PS	MOOE	Fin	CO	Sub-Total	TOTAL											
1	2	3	4	5	6=(2+3+4+5)	7	8	9	10	11=(7+8+9+10)	12	13	14	15	16=(12+13+14+15)	17=(11+16)	18=(6+17)	19	20	21	22=(19+20+21)	23	24	25	26	27=(23+24+25+26)	28
CASH DISBURSEMENTS	18,380,641.73	2,823,208.67	-	-	21,203,850.40	6,135,641.42	6,915,116.68	-	226,055.04	13,276,813.14	-	267,750.00	-	-	267,750.00	13,544,563.14	34,748,413.54	-	-	-	-	24,516,283.15	10,006,075.35	-	226,055.04	34,748,413.54	
Notice of Cash Allocation (NCA)	18,380,641.73	2,823,208.67	-	-	21,203,850.40	6,135,641.42	6,915,116.68	-	226,055.04	13,276,813.14	-	267,750.00	-	-	267,750.00	13,544,563.14	34,748,413.54	-	-	-	-	24,516,283.15	10,006,075.35	-	226,055.04	34,748,413.54	
MDS Checks Issued	4,282,787.35	1,831,435.61	-	-	6,114,222.96	429,654.14	1,594,270.65	-	166,065.00	2,189,989.79	-	267,750.00	-	-	267,750.00	2,457,739.79	8,571,962.75	-	-	-	-	4,712,441.49	3,693,456.26	-	166,065.00	8,571,962.75	
Advice to Debit Account	14,097,854.38	991,773.06	-	-	15,089,627.44	5,705,987.28	5,320,846.03	-	59,990.04	11,086,823.35	-	-	-	-	11,086,823.35	26,176,450.79	-	-	-	-	19,803,841.66	6,312,619.09	-	59,990.04	26,176,450.79		
Notice of Transfer Allocations (NTA)	-	-	-	-	-	-	-	-	-	-	-	-	-	-	-	-	-	-	-	-	-	-	-	-	-	-	
MDS Checks Issued	-	-	-	-	-	-	-	-	-	-	-	-	-	-	-	-	-	-	-	-	-	-	-	-	-	-	
Advice to Debit Account	-	-	-	-	-	-	-	-	-	-	-	-	-	-	-	-	-	-	-	-	-	-	-	-	-	-	
Working Fund for FAPs	-	-	-	-	-	-	-	-	-	-	-	-	-	-	-	-	-	-	-	-	-	-	-	-	-	-	
Cash Disbursement Ceiling (CDC)	-	-	-	-	-	-	-	-	-	-	-	-	-	-	-	-	-	-	-	-	-	-	-	-	-	-	
<b>TOTAL CASH DISBURSEMENTS</b>	<b>18,380,641.73</b>	<b>2,823,208.67</b>	<b>-</b>	<b>-</b>	<b>21,203,850.40</b>	<b>6,135,641.42</b>	<b>6,915,116.68</b>	<b>-</b>	<b>226,055.04</b>	<b>13,276,813.14</b>	<b>-</b>	<b>267,750.00</b>	<b>-</b>	<b>-</b>	<b>267,750.00</b>	<b>13,544,563.14</b>	<b>34,748,413.54</b>	<b>-</b>	<b>-</b>	<b>-</b>	<b>-</b>	<b>24,516,283.15</b>	<b>10,006,075.35</b>	<b>-</b>	<b>226,055.04</b>	<b>34,748,413.54</b>	
NON-CASH DISBURSEMENTS	2,009,820.69	1,153,290.97	-	311,854.15	3,474,965.81	236,160.84	366,375.33	-	197,239.16	799,775.33	-	-	-	-	799,775.33	4,274,741.14	-	-	-	-	2,245,981.53	1,519,666.30	-	509,093.31	4,274,741.14		
Tax Remittance Advances Issued (TRA)	2,009,820.69	1,153,290.97	-	311,854.15	3,474,965.81	236,160.84	366,375.33	-	197,239.16	799,775.33	-	-	-	-	799,775.33	4,274,741.14	-	-	-	-	2,245,981.53	1,519,666.30	-	509,093.31	4,274,741.14		
Non-Cash Availment Authority (NCAA)	-	-	-	-	-	-	-	-	-	-	-	-	-	-	-	-	-	-	-	-	-	-	-	-	-	-	
Disbursements effected through outright deductions from claims (please specify...)	-	-	-	-	-	-	-	-	-	-	-	-	-	-	-	-	-	-	-	-	-	-	-	-	-	-	
Overpayment of expenses (e.g. personnel benefits)	-	-	-	-	-	-	-	-	-	-	-	-	-	-	-	-	-	-	-	-	-	-	-	-	-	-	
Restitution for loss of government property	-	-	-	-	-	-	-	-	-	-	-	-	-	-	-	-	-	-	-	-	-	-	-	-	-	-	
Liquidated damages and similar claims	-	-	-	-	-	-	-	-	-	-	-	-	-	-	-	-	-	-	-	-	-	-	-	-	-	-	
Others (TEF, BIR-Documentary Stamp Tax, etc.)	-	-	-	-	-	-	-	-	-	-	-	-	-	-	-	-	-	-	-	-	-	-	-	-	-	-	
<b>TOTAL NON-CASH DISBURSEMENTS</b>	<b>2,009,820.69</b>	<b>1,153,290.97</b>	<b>-</b>	<b>311,854.15</b>	<b>3,474,965.81</b>	<b>236,160.84</b>	<b>366,375.33</b>	<b>-</b>	<b>197,239.16</b>	<b>799,775.33</b>	<b>-</b>	<b>-</b>	<b>-</b>	<b>-</b>	<b>799,775.33</b>	<b>4,274,741.14</b>	<b>-</b>	<b>-</b>	<b>-</b>	<b>-</b>	<b>2,245,981.53</b>	<b>1,519,666.30</b>	<b>-</b>	<b>509,093.31</b>	<b>4,274,741.14</b>		
<b>GRAND TOTAL</b>	<b>20,390,462.42</b>	<b>3,976,499.64</b>	<b>-</b>	<b>311,854.15</b>	<b>24,678,816.21</b>	<b>6,371,802.26</b>	<b>7,281,492.01</b>	<b>-</b>	<b>423,294.20</b>	<b>14,076,588.47</b>	<b>-</b>	<b>267,750.00</b>	<b>-</b>	<b>-</b>	<b>267,750.00</b>	<b>14,344,338.47</b>	<b>39,023,154.68</b>	<b>-</b>	<b>-</b>	<b>-</b>	<b>-</b>	<b>26,762,264.68</b>	<b>11,525,741.65</b>	<b>-</b>	<b>735,148.35</b>	<b>39,023,154.68</b>	

**SUMMARY**


Particulars	Previous Report	This Month	As at Date
(1)	(2)	(3)	(4)
Total Disbursement Authorities Received			
NCA	47,745,000.00	61,007,000.00	108,752,000.00
NTA	-	120,000.00	120,000.00
Working Fund	-	-	-
TRA	4,274,741.14	1,419,453.30	5,694,194.44
CDC	-	-	-
NCAA	-	-	-
Less: Notice of Transfer of Allocations (NTA)* issued	-	-	-
Total Disbursement Authorities Available	52,019,741.14	62,546,453.30	114,566,194.44
Less:			
Lapsed NCA	-	-	-
Disbursements	39,023,154.68	39,023,154.68	78,046,309.36
Less: Other Non-Cash Disbursements	-	-	-
Add/Less: Adjustments (e.g. cancelled/staled checks)	-	-	-
Balance of Disbursement Authorities as at date	12,996,586.46	23,523,298.62	36,519,885.08
Total Disbursements Program	52,019,741.14	62,546,453.30	114,566,194.44
Less: *Actual Disbursements	39,023,154.68	39,023,154.68	78,046,309.36
(Over)/Under spending	12,996,586.46	23,523,298.62	36,519,885.08

Notes: \* The use of NTA is discouraged  
 Notes: \*\* Amounts should tally with the grand total disbursement (column 27).


Certified Correct:

  
**LOVELY ANN D. ORO**  
 OIC-Chief, Accounting Section  
 Date: \_\_\_\_\_

Recommending Approval:

  
**SONIA Q. MEJIDO**  
 Chief, Finance Division  
 Date: \_\_\_\_\_

Approved By:

  
**TIRSO P. PARIAN JR., CESOS IV**  
 Regional Executive Director  
 Date: \_\_\_\_\_