

CONSOLIDATED MONTHLY REPORT OF DISBURSEMENTS
For the month of May 2021

Department: Department of Environment and Natural Resources (DENR)
 Agency: Office of the Secretary
 Operating Unit: Region VIII
 Organization Code: 10 001 0300008
 Fund Cluster: 01 Regular Agency Fund


Particulars	Current Year Budget					Prior Year's Budget										Trust Liabilities				Grand Total					Remarks		
	PS	MOOE	FinEx	CO	TOTAL	Prior Year's Accounts Payable					Current Year's Accounts Payable					SUB-TOTAL	PS	MOOE	CO	TOTAL	PS	MOOE	FinEx	CO		TOTAL	
						PS	MOOE	FinEx	CO	Sub-Total	PS	MOOE	FinEx	CO	Sub-Total												TOTAL
1	2	3	4	5	6=(2+3+4+5)	7	8	9	10	11=(7+8+9+10)	12	13	14	15	16=(12+13+14+15)	17=(11+16)	18=(6+17)	19	20	21	22=(19+20+21)	23	24	25	26	27=(23+24+25+26)	28
CASH DISBURSEMENTS	48,459,556.15	25,054,584.89	-	9,044,632.21	82,558,773.25	196,578.44	316,046.95	-	127,162.00	639,787.39	-	22,520.27	-	-	22,520.27	662,307.66	83,221,080.91	-	-	-	-	48,656,134.59	25,393,152.11	-	9,171,794.21	83,221,080.91	-
Notice of Cash Allocation (NCA)	48,459,556.15	25,054,584.89	-	9,044,632.21	82,558,773.25	196,578.44	316,046.95	-	127,162.00	639,787.39	-	22,520.27	-	-	22,520.27	662,307.66	83,221,080.91	-	-	-	-	48,656,134.59	25,393,152.11	-	9,171,794.21	83,221,080.91	-
MDS Checks Issued	11,876,622.60	7,861,078.20	-	2,974,857.51	22,712,558.31	-	45,745.86	-	55,200.00	100,945.86	-	22,520.27	-	-	22,520.27	123,466.13	22,836,024.44	-	-	-	-	11,876,622.60	7,929,344.33	-	3,030,067.51	22,836,024.44	-
Advice to Debit Account	36,582,933.55	17,193,506.69	-	6,069,774.70	59,846,214.94	196,578.44	270,301.09	-	71,962.00	538,841.53	-	-	-	-	-	538,841.53	60,385,056.47	-	-	-	-	36,779,511.99	17,463,807.79	-	6,141,736.70	60,385,056.47	-
Notice of Transfer Allocations (NTA)	-	-	-	-	-	-	-	-	-	-	-	-	-	-	-	-	-	-	-	-	-	-	-	-	-	-	-
MDS Checks Issued	-	-	-	-	-	-	-	-	-	-	-	-	-	-	-	-	-	-	-	-	-	-	-	-	-	-	-
Advice to Debit Account	-	-	-	-	-	-	-	-	-	-	-	-	-	-	-	-	-	-	-	-	-	-	-	-	-	-	-
Working Fund for FAPs	-	-	-	-	-	-	-	-	-	-	-	-	-	-	-	-	-	-	-	-	-	-	-	-	-	-	-
Cash Disbursement Ceiling (CDC)	-	-	-	-	-	-	-	-	-	-	-	-	-	-	-	-	-	-	-	-	-	-	-	-	-	-	-
TOTAL CASH DISBURSEMENTS	48,459,556.15	25,054,584.89	-	9,044,632.21	82,558,773.25	196,578.44	316,046.95	-	127,162.00	639,787.39	-	22,520.27	-	-	22,520.27	662,307.66	83,221,080.91	-	-	-	-	48,656,134.59	25,393,152.11	-	9,171,794.21	83,221,080.91	-
NON-CASH DISBURSEMENTS	1,020,028.83	603,606.44	-	37,984.83	1,661,620.10	-	35,334.45	-	2,630.63	37,965.08	-	1,401.43	-	-	1,401.43	39,366.51	1,700,986.61	-	-	-	-	1,020,028.83	640,342.32	-	40,615.46	1,700,986.61	-
Tax Remittance Advances Issued (TRA)	1,020,028.83	603,606.44	-	37,984.83	1,661,620.10	-	35,334.45	-	2,630.63	37,965.08	-	1,401.43	-	-	1,401.43	39,366.51	1,700,986.61	-	-	-	-	1,020,028.83	640,342.32	-	40,615.46	1,700,986.61	-
Non-Cash Availment Authority (NCAA)	-	-	-	-	-	-	-	-	-	-	-	-	-	-	-	-	-	-	-	-	-	-	-	-	-	-	-
Disbursements effected through outright deductions from claims (please specify...)	-	-	-	-	-	-	-	-	-	-	-	-	-	-	-	-	-	-	-	-	-	-	-	-	-	-	-
Overpayment of expenses (e.g. personnel benefits)	-	-	-	-	-	-	-	-	-	-	-	-	-	-	-	-	-	-	-	-	-	-	-	-	-	-	-
Restitution for loss of government property	-	-	-	-	-	-	-	-	-	-	-	-	-	-	-	-	-	-	-	-	-	-	-	-	-	-	-
Liquidated damages and similar claims	-	-	-	-	-	-	-	-	-	-	-	-	-	-	-	-	-	-	-	-	-	-	-	-	-	-	-
Others (TEF, BTR-Documentary Stamp Tax, etc.)	-	-	-	-	-	-	-	-	-	-	-	-	-	-	-	-	-	-	-	-	-	-	-	-	-	-	-
TOTAL NON-CASH DISBURSEMENTS	1,020,028.83	603,606.44	-	37,984.83	1,661,620.10	-	35,334.45	-	2,630.63	37,965.08	-	1,401.43	-	-	1,401.43	39,366.51	1,700,986.61	-	-	-	-	1,020,028.83	640,342.32	-	40,615.46	1,700,986.61	-
GRAND TOTAL	49,479,584.98	25,658,191.33	-	9,082,617.04	84,220,393.35	196,578.44	351,381.40	-	129,792.63	677,752.47	-	23,921.70	-	-	23,921.70	701,674.17	84,922,067.52	-	-	-	-	49,676,163.42	26,033,494.43	-	9,212,409.67	84,922,067.52	-

SUMMARY


Particulars	Previous Report	This Month	As at Date
(1)	(2)	(3)	(4)
Total Disbursement Authorities Received			
NCA	280,899,136.00	114,646,000.00	395,545,136.00
NTA	1,267,124.00	2,261,372.00	3,528,496.00
Working Fund	-	-	-
TRA	7,824,648.55	1,700,986.61	9,525,635.16
Less: Notice of Transfer of Allocations (NTA)* issued	-	-	-
Total Disbursement Authorities Available	289,990,908.55	116,608,358.61	408,599,267.16
Less:			
Lapsed NCA	-	-	-
Disbursements	244,123,829.76	84,922,067.52	329,045,897.28
Less: Other Non-Cash Disbursements	-	-	-
Add/Less: Adjustments (e.g. cancelled/staled checks)	3,200.00	-	3,200.00
Balance of Disbursement Authorities as at date	45,870,278.79	33,686,291.09	79,556,569.88
Total Disbursements Program	289,994,108.55	118,608,358.61	408,602,467.16
Less: *Actual Disbursements	244,123,829.76	84,922,067.52	329,045,897.28
(Over)/Under spending	45,870,278.79	33,686,291.09	79,556,569.88

Notes: * The use of NTA is discouraged
 Notes: ** Amounts should tally with the grand total disbursement (column 27).


Certified Correct:


CANDICE DIANNE B. PARENA
 Chief, Accounting Section
 Date: _____

Recommending Approval:


SONIA Q. MEJIDO
 OIC-Chief, Finance Division
 Date: _____

Approved By:


TIRSO P. PARIAN JR, CESO IV
 OIC, Regional Executive Director
 Date: _____