

CONSOLIDATED MONTHLY REPORT OF DISBURSEMENTS

For the month of June 2021

Department: Department of Environment and Natural Resources (DENR)  
 Agency: Office of the Secretary  
 Operating Unit: Region VIII  
 Organization Code: 10 001 0300008  
 Fund Cluster: 01 Regular Agency Fund



Particulars	Current Year Budget					Prior Year's Budget										SUB-TOTAL	Trust Liabilities				Grand Total					Remarks	
	PS	MOOE	FinEx	CO	TOTAL	Prior Year's Accounts Payable					Current Year's Accounts Payable						TOTAL	PS	MOOE	CO	TOTAL	PS	MOOE	FinEx	CO		TOTAL
						PS	MOOE	FinEx	CO	Sub-Total	PS	MOOE	FinEx	CO	Sub-Total												
1	2	3	4	5	6=(2+3+4+5)	7	8	9	10	11=(7+8+9+10)	12	13	14	15	16=(12+13+14+15)	17=(11+16)	18=(6+17)	19	20	21	22=(19+20+21)	23	24	25	26	27=(23+24+25+26)	28
CASH DISBURSEMENTS	36,905,983.71	31,059,249.72	-	91,609,489.19	159,574,722.62	-	1,227,649.75	-	3,024,737.61	4,252,387.36	-	151,344.15	-	-	151,344.15	4,403,731.51	163,978,454.13	-	-	-	-	36,905,983.71	32,438,243.62	-	94,634,226.80	163,978,454.13	
Notice of Cash Allocation (NCA)	36,905,983.71	31,059,249.72	-	91,609,489.19	159,574,722.62	-	1,227,649.75	-	3,024,737.61	4,252,387.36	-	151,344.15	-	-	151,344.15	4,403,731.51	163,978,454.13	-	-	-	-	36,905,983.71	32,438,243.62	-	94,634,226.80	163,978,454.13	
MDS Checks Issued	20,345,707.14	12,272,746.24	-	42,939,294.39	75,557,747.77	-	173,939.92	-	269,021.43	442,961.35	-	151,344.15	-	-	151,344.15	594,305.50	76,152,053.27	-	-	-	-	20,345,707.14	12,598,030.31	-	43,208,315.82	76,152,053.27	
Advice to Debit Account	16,560,276.57	18,786,503.48	-	48,670,194.80	84,016,974.85	-	1,053,709.83	-	2,755,716.18	3,809,426.01	-	-	-	-	-	3,809,426.01	87,826,400.86	-	-	-	-	16,560,276.57	19,840,213.31	-	51,425,910.98	87,826,400.86	
Notice of Transfer Allocations (NTA)	-	-	-	-	-	-	-	-	-	-	-	-	-	-	-	-	-	-	-	-	-	-	-	-	-	-	
MDS Checks Issued	-	-	-	-	-	-	-	-	-	-	-	-	-	-	-	-	-	-	-	-	-	-	-	-	-	-	
Advice to Debit Account	-	-	-	-	-	-	-	-	-	-	-	-	-	-	-	-	-	-	-	-	-	-	-	-	-	-	
Working Fund for FAPs	-	-	-	-	-	-	-	-	-	-	-	-	-	-	-	-	-	-	-	-	-	-	-	-	-	-	
Cash Disbursement Ceiling (CDC)	-	-	-	-	-	-	-	-	-	-	-	-	-	-	-	-	-	-	-	-	-	-	-	-	-	-	
<b>TOTAL CASH DISBURSEMENTS</b>	<b>36,905,983.71</b>	<b>31,059,249.72</b>	<b>-</b>	<b>91,609,489.19</b>	<b>159,574,722.62</b>	<b>-</b>	<b>1,227,649.75</b>	<b>-</b>	<b>3,024,737.61</b>	<b>4,252,387.36</b>	<b>-</b>	<b>151,344.15</b>	<b>-</b>	<b>-</b>	<b>151,344.15</b>	<b>4,403,731.51</b>	<b>163,978,454.13</b>	<b>-</b>	<b>-</b>	<b>-</b>	<b>-</b>	<b>36,905,983.71</b>	<b>32,438,243.62</b>	<b>-</b>	<b>94,634,226.80</b>	<b>163,978,454.13</b>	
NON-CASH DISBURSEMENTS	1,028,155.37	669,633.79	-	170,851.44	1,868,640.60	-	30,945.74	-	21,615.90	52,561.64	-	1,274.73	-	-	1,274.73	53,836.37	1,922,476.97	-	-	-	-	1,028,155.37	701,854.26	-	192,467.34	1,922,476.97	
Tax Remittance Advices Issued (TRA)	1,028,155.37	669,633.79	-	170,851.44	1,868,640.60	-	30,945.74	-	21,615.90	52,561.64	-	1,274.73	-	-	1,274.73	53,836.37	1,922,476.97	-	-	-	-	1,028,155.37	701,854.26	-	192,467.34	1,922,476.97	
Non-Cash Availment Authority (NCAA)	-	-	-	-	-	-	-	-	-	-	-	-	-	-	-	-	-	-	-	-	-	-	-	-	-	-	
Disbursements effected through outright deductions from claims (please specify...)	-	-	-	-	-	-	-	-	-	-	-	-	-	-	-	-	-	-	-	-	-	-	-	-	-	-	
Overpayment of expenses(e.g. personnel benefits)	-	-	-	-	-	-	-	-	-	-	-	-	-	-	-	-	-	-	-	-	-	-	-	-	-	-	
Restitution for loss of government property	-	-	-	-	-	-	-	-	-	-	-	-	-	-	-	-	-	-	-	-	-	-	-	-	-	-	
Liquidated damages and similar claims	-	-	-	-	-	-	-	-	-	-	-	-	-	-	-	-	-	-	-	-	-	-	-	-	-	-	
Others(TEF, BTR-Documentary Stamp Tax, etc.)	-	-	-	-	-	-	-	-	-	-	-	-	-	-	-	-	-	-	-	-	-	-	-	-	-	-	
<b>TOTAL NON-CASH DISBURSEMENTS</b>	<b>1,028,155.37</b>	<b>669,633.79</b>	<b>-</b>	<b>170,851.44</b>	<b>1,868,640.60</b>	<b>-</b>	<b>30,945.74</b>	<b>-</b>	<b>21,615.90</b>	<b>52,561.64</b>	<b>-</b>	<b>1,274.73</b>	<b>-</b>	<b>-</b>	<b>1,274.73</b>	<b>53,836.37</b>	<b>1,922,476.97</b>	<b>-</b>	<b>-</b>	<b>-</b>	<b>-</b>	<b>1,028,155.37</b>	<b>701,854.26</b>	<b>-</b>	<b>192,467.34</b>	<b>1,922,476.97</b>	
<b>GRAND TOTAL</b>	<b>37,934,139.08</b>	<b>31,728,883.51</b>	<b>-</b>	<b>91,780,340.63</b>	<b>161,443,363.22</b>	<b>-</b>	<b>1,258,595.49</b>	<b>-</b>	<b>3,046,353.51</b>	<b>4,304,949.00</b>	<b>-</b>	<b>152,618.88</b>	<b>-</b>	<b>-</b>	<b>152,618.88</b>	<b>4,457,567.88</b>	<b>165,900,931.10</b>	<b>-</b>	<b>-</b>	<b>-</b>	<b>-</b>	<b>37,934,139.08</b>	<b>33,140,097.88</b>	<b>-</b>	<b>94,826,694.14</b>	<b>165,900,931.10</b>	

SUMMARY


Particulars	Previous Report	This Month	As at Date
(1)	(2)	(3)	(4)
Total Disbursement Authorities Received			
NCA	395,545,136.00	82,989,000.00	478,534,136.00
NTA	3,528,496.00	5,343,900.00	8,872,396.00
Working Fund	-	-	-
TRA	9,682,869.93	1,922,476.97	11,605,346.90
Less: Notice of Transfer of Allocations (NTA)* issued	-	4,000,000.00	4,000,000.00
Total Disbursement Authorities Available	408,756,501.93	86,255,376.97	495,011,878.90
Less:			
Lapsed NCA	-	-	-
Disbursements	329,203,132.05	165,900,931.10	495,104,063.15
Less: Other Non-Cash Disbursements	-	-	-
Add/Less: Adjustments (e.g. cancelled/staled checks)	3,200.00	88,984.25	92,184.25
Balance of Disbursement Authorities as at date	79,556,569.88	79,556,569.88	-
Total Disbursements Program	408,759,701.93	86,344,361.22	495,104,063.15
Less: *Actual Disbursements	329,203,132.05	165,900,931.10	495,104,063.15
(Over)/Under spending	79,556,569.88	79,556,569.88	-

Notes: \* The use of NTA is discouraged  
 Notes: \*\* Amounts should tally with the grand total disbursement (column 27).


Certified Correct:

  
**CANDICE DIANNE B. PARENA**  
 Chief, Accounting Section  
 Date: \_\_\_\_\_

Recommending Approval:

  
**SONIA B. MEJIDO**  
 OIC, Chief, Finance Division  
 Date: \_\_\_\_\_

Approved By:

  
**TIRSO P. PARIAN JR., CESO IV**  
 OIC, Regional Executive Director  
 Date: \_\_\_\_\_