

CONSOLIDATED MONTHLY REPORT OF DISBURSEMENTS

For the month of July 2021

Department: Department of Environment and Natural Resources (DENR)  
 Agency: Office of the Secretary  
 Operating Unit: Region VIII  
 Organization Code: 10 001 0300008  
 Fund Cluster: 01 Regular Agency Fund



Particulars	Current Year Budget					Prior Year's Budget											SUB-TOTAL	Trust Liabilities				Grand Total					Remarks
	PS	MOOE	FinEx	CO	TOTAL	Prior Year's Accounts Payable					Current Year's Accounts Payable					TOTAL		PS	MOOE	CO	TOTAL	PS	MOOE	FinEx	CO	TOTAL	
						PS	MOOE	FinEx	CO	Sub-Total	PS	MOOE	FinEx	CO	Sub-Total												
1	2	3	4	5	6=(2+3+4+5)	7	8	9	10	11=(7+8+9+10)	12	13	14	15	16=(12+13+14+15)	17=(11+16)	18=(6+17)	19	20	21	22=(19+20+21)	23	24	25	26	27=(23+24+25+26)	28
CASH DISBURSEMENTS	22,811,446.05	19,593,172.90	-	15,221,916.34	57,626,535.29	-	153,693.55	-	1,400,000.00	1,553,693.55	-	1,177.36	-	-	1,177.36	1,554,870.91	59,181,406.20	-	-	-	-	22,811,446.05	19,748,043.81	-	16,621,916.34	59,181,406.20	
Notice of Cash Allocation (NCA)	22,811,446.05	19,593,172.90	-	15,221,916.34	57,626,535.29	-	153,693.55	-	1,400,000.00	1,553,693.55	-	1,177.36	-	-	1,177.36	1,554,870.91	59,181,406.20	-	-	-	-	22,811,446.05	19,748,043.81	-	16,621,916.34	59,181,406.20	
MDS Checks Issued	9,285,713.07	7,152,785.41	-	3,996,559.71	20,435,058.19	-	73,402.34	-	1,400,000.00	1,473,402.34	-	1,177.36	-	-	1,177.36	1,474,579.70	21,909,637.89	-	-	-	-	9,285,713.07	7,227,365.11	-	5,396,559.71	21,909,637.89	
Advice to Debit Account	13,525,732.98	12,440,387.49	-	11,225,356.63	37,191,477.10	-	80,291.21	-	-	80,291.21	-	-	-	-	-	80,291.21	37,271,768.31	-	-	-	-	13,525,732.98	12,520,678.70	-	11,225,356.63	37,271,768.31	
Notice of Transfer Allocations (NTA)	-	-	-	-	-	-	-	-	-	-	-	-	-	-	-	-	-	-	-	-	-	-	-	-	-	-	
MDS Checks Issued	-	-	-	-	-	-	-	-	-	-	-	-	-	-	-	-	-	-	-	-	-	-	-	-	-	-	
Advice to Debit Account	-	-	-	-	-	-	-	-	-	-	-	-	-	-	-	-	-	-	-	-	-	-	-	-	-	-	
Working Fund for FAPs	-	-	-	-	-	-	-	-	-	-	-	-	-	-	-	-	-	-	-	-	-	-	-	-	-	-	
Cash Disbursement Ceiling (CDC)	-	-	-	-	-	-	-	-	-	-	-	-	-	-	-	-	-	-	-	-	-	-	-	-	-	-	
<b>TOTAL CASH DISBURSEMENTS</b>	<b>22,811,446.05</b>	<b>19,593,172.90</b>	<b>-</b>	<b>15,221,916.34</b>	<b>57,626,535.29</b>	<b>-</b>	<b>153,693.55</b>	<b>-</b>	<b>1,400,000.00</b>	<b>1,553,693.55</b>	<b>-</b>	<b>1,177.36</b>	<b>-</b>	<b>-</b>	<b>1,177.36</b>	<b>1,554,870.91</b>	<b>59,181,406.20</b>	<b>-</b>	<b>-</b>	<b>-</b>	<b>-</b>	<b>22,811,446.05</b>	<b>19,748,043.81</b>	<b>-</b>	<b>16,621,916.34</b>	<b>59,181,406.20</b>	
NON-CASH DISBURSEMENTS	1,132,126.67	635,918.28	-	1,161,011.84	2,929,056.79	-	64,947.04	-	34,878.57	99,825.61	-	5,014.90	-	-	5,014.90	104,840.51	3,033,897.30	-	-	-	-	1,132,126.67	705,880.22	-	1,195,890.41	3,033,897.30	
Tax Remittance Advices Issued (TRA)	1,132,126.67	635,918.28	-	1,161,011.84	2,929,056.79	-	64,947.04	-	34,878.57	99,825.61	-	5,014.90	-	-	5,014.90	104,840.51	3,033,897.30	-	-	-	-	1,132,126.67	705,880.22	-	1,195,890.41	3,033,897.30	
Non-Cash Availment Authority (NCAA)	-	-	-	-	-	-	-	-	-	-	-	-	-	-	-	-	-	-	-	-	-	-	-	-	-	-	
Disbursements effected through outright deductions from claims (please specify...)	-	-	-	-	-	-	-	-	-	-	-	-	-	-	-	-	-	-	-	-	-	-	-	-	-	-	
Overpayment of expenses(e.g. personnel benefits)	-	-	-	-	-	-	-	-	-	-	-	-	-	-	-	-	-	-	-	-	-	-	-	-	-	-	
Restitution for loss of government property	-	-	-	-	-	-	-	-	-	-	-	-	-	-	-	-	-	-	-	-	-	-	-	-	-	-	
Liquidated damages and similar claims	-	-	-	-	-	-	-	-	-	-	-	-	-	-	-	-	-	-	-	-	-	-	-	-	-	-	
Others(TEF, BTR-Documentary Stamp Tax, etc.)	-	-	-	-	-	-	-	-	-	-	-	-	-	-	-	-	-	-	-	-	-	-	-	-	-	-	
<b>TOTAL NON-CASH DISBURSEMENTS</b>	<b>1,132,126.67</b>	<b>635,918.28</b>	<b>-</b>	<b>1,161,011.84</b>	<b>2,929,056.79</b>	<b>-</b>	<b>64,947.04</b>	<b>-</b>	<b>34,878.57</b>	<b>99,825.61</b>	<b>-</b>	<b>5,014.90</b>	<b>-</b>	<b>-</b>	<b>5,014.90</b>	<b>104,840.51</b>	<b>3,033,897.30</b>	<b>-</b>	<b>-</b>	<b>-</b>	<b>-</b>	<b>1,132,126.67</b>	<b>705,880.22</b>	<b>-</b>	<b>1,195,890.41</b>	<b>3,033,897.30</b>	
<b>GRAND TOTAL</b>	<b>23,943,572.72</b>	<b>20,229,091.18</b>	<b>-</b>	<b>16,382,928.18</b>	<b>60,555,592.08</b>	<b>-</b>	<b>218,640.59</b>	<b>-</b>	<b>1,434,878.57</b>	<b>1,653,519.16</b>	<b>-</b>	<b>6,192.26</b>	<b>-</b>	<b>-</b>	<b>6,192.26</b>	<b>1,659,711.42</b>	<b>62,215,303.50</b>	<b>-</b>	<b>-</b>	<b>-</b>	<b>-</b>	<b>23,943,572.72</b>	<b>20,453,924.03</b>	<b>-</b>	<b>17,817,806.75</b>	<b>62,215,303.50</b>	

SUMMARY


Particulars	Previous Report	This Month	As at Date
(1)	(2)	(3)	(4)
Total Disbursement Authorities Received			
NCA	478,534,136.00	114,266,000.00	592,800,136.00
NTA	8,872,396.00	3,226,392.00	12,098,788.00
Working Fund	-	-	-
TRA	11,605,346.90	3,033,897.30	14,639,244.20
Less: Notice of Transfer of Allocations (NTA)* issued	4,000,000.00	7,600,000.00	11,600,000.00
Total Disbursement Authorities Available	495,011,878.90	112,926,289.30	607,938,168.20
Less:			
Lapsed NCA	-	-	-
Disbursements	495,104,063.15	62,215,303.50	557,319,366.65
Less: Other Non-Cash Disbursements	-	-	-
Add/Less: Adjustments (e.g. cancelled/staled checks)	92,184.25	-	92,184.25
Balance of Disbursement Authorities as at date	-	50,710,985.80	50,710,985.80
Total Disbursements Program	495,104,063.15	112,926,289.30	608,030,352.45
Less: *Actual Disbursements	495,104,063.15	62,215,303.50	557,319,366.65
(Over)/Under spending	-	50,710,985.80	50,710,985.80

Notes: \* The use of NTA is discouraged  
 Notes: \*\* Amounts should tally with the grand total disbursement (column 27).


Certified Correct:

  
**CANDICE DIANNE B. PARENA**  
 Chief, Accounting Section  
 Date: \_\_\_\_\_

Recommending Approval:

  
**SONIA Q. MEJIDO**  
 OIC-Chief, Finance Division  
 Date: \_\_\_\_\_

Approved By:

  
**TIRSO P. PARIAN JR., CESO-3**  
 OIC, Regional Executive Director  
 Date: \_\_\_\_\_