

CONSOLIDATED MONTHLY REPORT OF DISBURSEMENTS

For the month of January 2021

Department: Department of Environment and Natural Resources (DENR)
 Agency: Office of the Secretary
 Operating Unit: Region VIII
 Organization Code: 10 001 0300008
 Fund Cluster: 01 Regular Agency Fund


Particulars	Current Year Budget					Prior Year's Budget											Trust Liabilities				Grand Total					Remarks	
	PS	MOOE	Fin Ex	CO	TOTAL	Prior Year's Accounts Payable					Current Year's Accounts Payable						SUB-TOTAL	PS	MOOE	CO	TOTAL	PS	MOOE	Fin Ex	CO		TOTAL
						PS	MOOE	FinEx	CO	Sub-Total	PS	MOOE	FinEx	CO	Sub-Total	TOTAL											
1	2	3	4	5	6=(2+3+4+5)	7	8	9	10	11=(7+8+9+10)	12	13	14	15	16=(12+13+14+15)	17=(11+16)	18=(6+17)	19	20	21	22=(19+20+21)	23	24	25	26	27=(23+24+25+26)	28
CASH DISBURSEMENTS	21,520,685.24	3,082,579.27	-	-	24,603,264.51	1,839,703.92	3,838,809.44	-	-	5,678,513.36	-	-	-	-	-	5,678,513.36	30,281,777.87	-	-	-	-	23,360,389.16	6,921,388.71	-	-	-	30,281,777.87
Notice of Cash Allocation (NCA)	21,520,685.24	3,082,579.27	-	-	24,603,264.51	1,839,703.92	3,838,809.44	-	-	5,678,513.36	-	-	-	-	-	5,678,513.36	30,281,777.87	-	-	-	-	23,360,389.16	6,921,388.71	-	-	-	30,281,777.87
MDS Checks Issued	6,290,534.82	1,614,136.44	-	-	7,904,671.26	17,212.87	1,399,663.19	-	-	1,416,876.06	-	-	-	-	-	1,416,876.06	9,321,547.32	-	-	-	-	6,307,747.69	3,013,799.63	-	-	-	9,321,547.32
Advice to Debit Account	15,230,150.42	1,468,442.83	-	-	16,698,593.25	1,822,491.05	2,439,146.25	-	-	4,261,637.30	-	-	-	-	-	4,261,637.30	20,960,230.55	-	-	-	-	17,052,641.47	3,907,589.08	-	-	-	20,960,230.55
Notice of Transfer Allocations (NTA)	-	-	-	-	-	-	-	-	-	-	-	-	-	-	-	-	-	-	-	-	-	-	-	-	-	-	-
MDS Checks Issued	-	-	-	-	-	-	-	-	-	-	-	-	-	-	-	-	-	-	-	-	-	-	-	-	-	-	-
Advice to Debit Account	-	-	-	-	-	-	-	-	-	-	-	-	-	-	-	-	-	-	-	-	-	-	-	-	-	-	-
Working Fund for FAPs	-	-	-	-	-	-	-	-	-	-	-	-	-	-	-	-	-	-	-	-	-	-	-	-	-	-	-
Cash Disbursement Ceiling (CDC)	-	-	-	-	-	-	-	-	-	-	-	-	-	-	-	-	-	-	-	-	-	-	-	-	-	-	-
TOTAL CASH DISBURSEMENTS	21,520,685.24	3,082,579.27	-	-	24,603,264.51	1,839,703.92	3,838,809.44	-	-	5,678,513.36	-	-	-	-	-	5,678,513.36	30,281,777.87	-	-	-	-	23,360,389.16	6,921,388.71	-	-	-	30,281,777.87
NON-CASH DISBURSEMENTS	1,101,502.99	280,777.46	-	47,364.44	1,429,644.89	263,043.27	166,214.46	-	299,419.34	728,677.07	-	-	-	-	-	728,677.07	2,158,321.96	-	-	-	-	1,364,546.26	446,991.92	-	346,783.78	2,158,321.96	
Tax Remittance Advices Issued (TRA)	1,101,502.99	280,777.46	-	47,364.44	1,429,644.89	263,043.27	166,214.46	-	299,419.34	728,677.07	-	-	-	-	-	728,677.07	2,158,321.96	-	-	-	-	1,364,546.26	446,991.92	-	346,783.78	2,158,321.96	
Non-Cash Availment Authority (NCAA)	-	-	-	-	-	-	-	-	-	-	-	-	-	-	-	-	-	-	-	-	-	-	-	-	-	-	-
Disbursements effected through outright deductions from claims (please specify...)	-	-	-	-	-	-	-	-	-	-	-	-	-	-	-	-	-	-	-	-	-	-	-	-	-	-	-
Overpayment of expenses(e.g. personnel benefits)	-	-	-	-	-	-	-	-	-	-	-	-	-	-	-	-	-	-	-	-	-	-	-	-	-	-	-
Restitution for loss of government property	-	-	-	-	-	-	-	-	-	-	-	-	-	-	-	-	-	-	-	-	-	-	-	-	-	-	-
Liquidated damages and similar claims	-	-	-	-	-	-	-	-	-	-	-	-	-	-	-	-	-	-	-	-	-	-	-	-	-	-	-
Others(TEF, BTR-Documentary Stamp Tax, etc.)	-	-	-	-	-	-	-	-	-	-	-	-	-	-	-	-	-	-	-	-	-	-	-	-	-	-	-
TOTAL NON-CASH DISBURSEMENTS	1,101,502.99	280,777.46	-	47,364.44	1,429,644.89	263,043.27	166,214.46	-	299,419.34	728,677.07	-	-	-	-	-	728,677.07	2,158,321.96	-	-	-	-	1,364,546.26	446,991.92	-	346,783.78	2,158,321.96	
GRAND TOTAL	22,622,188.23	3,363,356.73	-	47,364.44	26,032,909.40	2,102,747.19	4,005,023.90	-	299,419.34	6,407,190.43	-	-	-	-	-	6,407,190.43	32,440,099.83	-	-	-	-	24,724,935.42	7,368,380.63	-	346,783.78	32,440,099.83	

SUMMARY


Particulars	Previous Report	This Month	As at Date
(1)	(2)	(3)	(4)
Total Disbursement Authorities Received	-	52,425,136.00	52,425,136.00
NCA	-	-	-
NTA	-	-	-
Working Fund	-	-	-
TRA	-	2,158,321.96	2,158,321.96
Less: Notice of Transfer of Allocations (NTA)* issued	-	-	-
Total Disbursement Authorities Available	-	54,583,457.96	54,583,457.96
Less:	-	-	-
Lapsed NCA	-	-	-
Disbursements	-	32,440,099.83	32,440,099.83
Less: Other Non-Cash Disbursements	-	-	-
Add/Less: Adjustments (e.g. cancelled/staled checks)	-	-	-
Balance of Disbursement Authorities as at date	-	22,143,358.13	22,143,358.13
Total Disbursements Program	-	54,583,457.96	54,583,457.96
Less: *Actual Disbursements	-	32,440,099.83	32,440,099.83
(Over)/Under spending	-	22,143,358.13	22,143,358.13

Notes: * The use of NTA is discouraged
 Notes: ** Amounts should tally with the grand total disbursement (column 27).


Certified Correct:


CANDICE DIANNE B. PARENA
 Chief, Accounting Section
 Date: _____

Recommending Approval:


SONIA C. MEJIDO
 OIC-Chief, Finance Division
 Date: _____

Approved By:


TIRSO P. PARIAN JR., CESO IV
 OIC, Regional Executive Director
 Date: _____