

CONSOLIDATED MONTHLY REPORT OF DISBURSEMENTS

For the month of August 2021

Department: Department of Environment and Natural Resources (DENR)
 Agency: Office of the Secretary
 Operating Unit: Region VIII
 Organization Code: 10 001 0300008
 Fund Cluster: 01 Regular Agency Fund

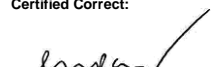
Particulars	Current Year Budget					Prior Year's Budget											SUB-TOTAL	Trust Liabilities				Grand Total					Remarks
	PS	MOOE	FinEx	CO	TOTAL	Prior Year's Accounts Payable				Current Year's Accounts Payable					TOTAL	PS		MOOE	CO	TOTAL	PS	MOOE	FinEx	CO	TOTAL		
						PS	MOOE	FinEx	CO	Sub-Total	PS	MOOE	FinEx	CO												Sub-Total	
1	2	3	4	5	6=(2+3+4+5)	7	8	9	10	11=(7+8+9+10)	12	13	14	15	16=(12+13+14+15)	17=(11+16)	18=(6+17)	19	20	21	22=(19+20+21)	23	24	25	26	27=(23+24+25+26)	28
CASH DISBURSEMENTS	25,328,668.44	28,024,332.01	-	32,422,439.30	85,775,439.75	-	209,236.91	-	1,645,870.38	1,855,107.29	-	65,779.31	-	20,158.19	85,937.50	1,941,044.79	87,716,484.54	-	-	-	-	25,328,668.44	28,299,348.23	-	34,088,467.87	87,716,484.54	-
Notice of Cash Allocation (NCA)	25,328,668.44	28,024,332.01	-	32,422,439.30	85,775,439.75	-	209,236.91	-	1,645,870.38	1,855,107.29	-	65,779.31	-	20,158.19	85,937.50	1,941,044.79	87,716,484.54	-	-	-	-	25,328,668.44	28,299,348.23	-	34,088,467.87	87,716,484.54	-
MDS Checks Issued	10,226,395.99	5,032,428.09	-	5,338,911.00	20,597,735.08	-	-	-	92,845.54	-	-	65,779.31	-	20,158.19	85,937.50	178,783.04	20,776,518.12	-	-	-	-	10,226,395.99	5,191,052.94	-	5,359,069.19	20,776,518.12	-
Advice to Debit Account	15,102,272.45	22,991,903.92	-	27,083,528.30	65,177,704.67	-	116,391.37	-	1,645,870.38	1,762,261.75	-	-	-	-	-	1,762,261.75	66,939,966.42	-	-	-	-	15,102,272.45	23,108,295.29	-	28,729,398.68	66,939,966.42	-
Notice of Transfer Allocations (NTA)	-	-	-	-	-	-	-	-	-	-	-	-	-	-	-	-	-	-	-	-	-	-	-	-	-	-	-
MDS Checks Issued	-	-	-	-	-	-	-	-	-	-	-	-	-	-	-	-	-	-	-	-	-	-	-	-	-	-	-
Advice to Debit Account	-	-	-	-	-	-	-	-	-	-	-	-	-	-	-	-	-	-	-	-	-	-	-	-	-	-	-
Working Fund for FAPs	-	-	-	-	-	-	-	-	-	-	-	-	-	-	-	-	-	-	-	-	-	-	-	-	-	-	-
Cash Disbursement Ceiling (CDC)	-	-	-	-	-	-	-	-	-	-	-	-	-	-	-	-	-	-	-	-	-	-	-	-	-	-	-
TOTAL CASH DISBURSEMENTS	25,328,668.44	28,024,332.01	-	32,422,439.30	85,775,439.75	-	209,236.91	-	1,645,870.38	1,855,107.29	-	65,779.31	-	20,158.19	85,937.50	1,941,044.79	87,716,484.54	-	-	-	-	25,328,668.44	28,299,348.23	-	34,088,467.87	87,716,484.54	-
NON-CASH DISBURSEMENTS	1,271,169.11	586,863.65	-	302,185.59	2,160,218.35	-	5,091.22	-	247,715.14	252,806.36	-	66.64	-	66.64	252,873.00	2,413,091.35	-	-	-	-	1,271,169.11	592,021.51	-	549,900.73	2,413,091.35	-	
Tax Remittance Advices Issued (TRA)	1,271,169.11	586,863.65	-	302,185.59	2,160,218.35	-	5,091.22	-	247,715.14	252,806.36	-	66.64	-	66.64	252,873.00	2,413,091.35	-	-	-	-	1,271,169.11	592,021.51	-	549,900.73	2,413,091.35	-	
Non-Cash Availment Authority (NCAA)	-	-	-	-	-	-	-	-	-	-	-	-	-	-	-	-	-	-	-	-	-	-	-	-	-	-	-
Disbursements effected through outright deductions from claims (please specify...)	-	-	-	-	-	-	-	-	-	-	-	-	-	-	-	-	-	-	-	-	-	-	-	-	-	-	-
Overpayment of expenses(e.g. personnel benefits)	-	-	-	-	-	-	-	-	-	-	-	-	-	-	-	-	-	-	-	-	-	-	-	-	-	-	-
Restitution for loss of government property	-	-	-	-	-	-	-	-	-	-	-	-	-	-	-	-	-	-	-	-	-	-	-	-	-	-	-
Liquidated damages and similar claims	-	-	-	-	-	-	-	-	-	-	-	-	-	-	-	-	-	-	-	-	-	-	-	-	-	-	-
Others(TEF, BTr-Documentary Stamp Tax, etc.)	-	-	-	-	-	-	-	-	-	-	-	-	-	-	-	-	-	-	-	-	-	-	-	-	-	-	-
TOTAL NON-CASH DISBURSEMENTS	1,271,169.11	586,863.65	-	302,185.59	2,160,218.35	-	5,091.22	-	247,715.14	252,806.36	-	66.64	-	66.64	252,873.00	2,413,091.35	-	-	-	-	1,271,169.11	592,021.51	-	549,900.73	2,413,091.35	-	
GRAND TOTAL	26,599,837.55	28,611,195.66	-	32,724,624.89	87,935,658.10	-	214,328.13	-	1,893,585.52	2,107,913.65	-	65,845.95	-	20,158.19	86,004.14	2,193,917.79	90,129,575.89	-	-	-	-	26,599,837.55	28,891,369.74	-	34,638,368.60	90,129,575.89	-

SUMMARY


Particulars	Previous Report	This Month	As at Date
(1)	(2)	(3)	(4)
Total Disbursement Authorities Received			
NCA	592,800,136.00	85,964,000.00	678,764,136.00
NTA	12,098,788.00	22,613,326.00	34,712,114.00
Working Fund	-	-	-
TRA	14,639,244.20	2,413,091.35	17,052,335.55
Less: Notice of Transfer of Allocations (NTA)* issued	11,600,000.00	-	11,600,000.00
Total Disbursement Authorities Available	607,938,168.20	110,990,417.35	718,928,585.55
Less:			
Lapsed NCA	-	-	-
Disbursements	557,319,366.65	90,129,575.89	647,448,942.54
Less: Other Non-Cash Disbursements	-	-	-
Add/Less: Adjustments (e.g. cancelled/staled checks)	92,184.25	3,000.00	95,184.25
Balance of Disbursement Authorities as at date	50,710,985.80	20,863,841.46	71,574,827.26
Total Disbursements Program	608,030,352.45	110,993,417.35	719,023,769.80
Less: *Actual Disbursements	557,319,366.65	90,129,575.89	647,448,942.54
(Over)/Under spending	50,710,985.80	20,863,841.46	71,574,827.26

Notes: * The use of NTA is discouraged
 Notes: ** Amounts should tally with the grand total disbursement (column 27).


Certified Correct:


CANDICE DIANNE B. PARENA
 Chief, Accounting Section
 Date: _____

Recommending Approval:


SONIA Q. MERCADO
 OIC-Chief, Finance Division
 Date: _____

Approved By:


TIRSO P. PARIAN JR., CESO IV
 OIC, Regional Executive Director
 Date: _____