

**CONSOLIDATED MONTHLY REPORT OF DISBURSEMENTS**  
For the month of September 2020

Department: Department of Environment and Natural Resources (DENR)  
 Agency: Office of the Secretary  
 Operating Unit: Region VIII  
 Organization Code: 10 001 0300008  
 Fund Cluster: 01 Regular Agency Fund



Particulars	Current Year Budget					Prior Year's Budget											SUB-TOTAL	Trust Liabilities				Grand Total					Remarks
	PS	MOOE	FinEx	CO	TOTAL	Prior Year's Accounts Payable					Current Year's Accounts Payable							PS	MOOE	CO	TOTAL	PS	MOOE	FinEx	CO	TOTAL	
						PS	MOOE	FinEx	CO	Sub-Total	PS	MOOE	FinEx	CO	Sub-Total	PS											
1	2	3	4	5	6=(2+3+4+5)	7	8	9	10	11=(7+8+9+10)	12	13	14	15	16=(12+13+14+15)	17=(11+16)	18=(6+17)	19	20	21	22=(19+20+21)	23	24	25	26	27=(23+24+25+26)	28
CASH DISBURSEMENTS	20,479,904.19	12,979,534.57	-	3,646,062.35	37,105,501.11	-	99,987.50	-	5,312.50	94,675.00	-	-	-	-	94,675.00	37,200,176.11	-	-	-	-	-	20,479,904.19	13,079,522.07	-	3,640,749.85	37,200,176.11	-
Notice of Cash Allocation (NCA)	20,479,904.19	12,979,534.57	-	3,646,062.35	37,105,501.11	-	99,987.50	-	5,312.50	94,675.00	-	-	-	-	94,675.00	37,200,176.11	-	-	-	-	-	20,479,904.19	13,079,522.07	-	3,640,749.85	37,200,176.11	-
MDS Checks Issued	6,715,205.06	2,854,031.56	-	176,762.35	9,745,998.97	-	48,000.00	-	-	48,000.00	-	-	-	-	48,000.00	9,793,998.97	-	-	-	-	-	6,715,205.06	2,902,031.56	-	176,762.35	9,793,998.97	-
Advice to Debit Account	13,764,699.13	10,125,503.01	-	3,469,300.00	27,359,502.14	-	51,987.50	-	5,312.50	46,675.00	-	-	-	-	46,675.00	27,406,177.14	-	-	-	-	-	13,764,699.13	10,177,490.51	-	3,463,987.50	27,406,177.14	-
Notice of Transfer Allocations (NTA)	-	-	-	-	-	-	-	-	-	-	-	-	-	-	-	-	-	-	-	-	-	-	-	-	-	-	-
MDS Checks Issued	-	-	-	-	-	-	-	-	-	-	-	-	-	-	-	-	-	-	-	-	-	-	-	-	-	-	-
Advice to Debit Account	-	-	-	-	-	-	-	-	-	-	-	-	-	-	-	-	-	-	-	-	-	-	-	-	-	-	-
Working Fund for FAPs	-	-	-	-	-	-	-	-	-	-	-	-	-	-	-	-	-	-	-	-	-	-	-	-	-	-	-
Cash Disbursement Ceiling (CDC)	-	-	-	-	-	-	-	-	-	-	-	-	-	-	-	-	-	-	-	-	-	-	-	-	-	-	-
<b>TOTAL CASH DISBURSEMENTS</b>	<b>20,479,904.19</b>	<b>12,979,534.57</b>	<b>-</b>	<b>3,646,062.35</b>	<b>37,105,501.11</b>	<b>-</b>	<b>99,987.50</b>	<b>-</b>	<b>5,312.50</b>	<b>94,675.00</b>	<b>-</b>	<b>-</b>	<b>-</b>	<b>-</b>	<b>94,675.00</b>	<b>37,200,176.11</b>	<b>-</b>	<b>-</b>	<b>-</b>	<b>-</b>	<b>-</b>	<b>20,479,904.19</b>	<b>13,079,522.07</b>	<b>-</b>	<b>3,640,749.85</b>	<b>37,200,176.11</b>	<b>-</b>
NON-CASH DISBURSEMENTS	1,279,521.32	522,886.66	-	1,016,927.55	2,819,335.53	-	52,434.56	-	44,062.50	96,497.06	-	-	-	-	96,497.06	2,915,832.59	-	-	-	-	-	1,279,521.32	575,321.22	-	1,060,990.05	2,915,832.59	-
Tax Remittance Advices Issued (TRA)	1,279,521.32	522,886.66	-	1,016,927.55	2,819,335.53	-	52,434.56	-	44,062.50	96,497.06	-	-	-	-	96,497.06	2,915,832.59	-	-	-	-	-	1,279,521.32	575,321.22	-	1,060,990.05	2,915,832.59	-
Non-Cash Availment Authority (NCAA)	-	-	-	-	-	-	-	-	-	-	-	-	-	-	-	-	-	-	-	-	-	-	-	-	-	-	-
Disbursements effected through outright deductions from claims (please specify...)	-	-	-	-	-	-	-	-	-	-	-	-	-	-	-	-	-	-	-	-	-	-	-	-	-	-	-
Overpayment of expenses(e.g. personnel benefits)	-	-	-	-	-	-	-	-	-	-	-	-	-	-	-	-	-	-	-	-	-	-	-	-	-	-	-
Restitution for loss of government property	-	-	-	-	-	-	-	-	-	-	-	-	-	-	-	-	-	-	-	-	-	-	-	-	-	-	-
Liquidated damages and similar claims	-	-	-	-	-	-	-	-	-	-	-	-	-	-	-	-	-	-	-	-	-	-	-	-	-	-	-
Others(TEF, BTI-Documentary Stamp Tax, etc.)	-	-	-	-	-	-	-	-	-	-	-	-	-	-	-	-	-	-	-	-	-	-	-	-	-	-	-
<b>TOTAL NON-CASH DISBURSEMENTS</b>	<b>1,279,521.32</b>	<b>522,886.66</b>	<b>-</b>	<b>1,016,927.55</b>	<b>2,819,335.53</b>	<b>-</b>	<b>52,434.56</b>	<b>-</b>	<b>44,062.50</b>	<b>96,497.06</b>	<b>-</b>	<b>-</b>	<b>-</b>	<b>-</b>	<b>96,497.06</b>	<b>2,915,832.59</b>	<b>-</b>	<b>-</b>	<b>-</b>	<b>-</b>	<b>-</b>	<b>1,279,521.32</b>	<b>575,321.22</b>	<b>-</b>	<b>1,060,990.05</b>	<b>2,915,832.59</b>	<b>-</b>
<b>GRAND TOTAL</b>	<b>21,759,425.51</b>	<b>13,502,421.23</b>	<b>-</b>	<b>4,662,989.90</b>	<b>39,924,836.64</b>	<b>-</b>	<b>152,422.06</b>	<b>-</b>	<b>38,750.00</b>	<b>191,172.06</b>	<b>-</b>	<b>-</b>	<b>-</b>	<b>-</b>	<b>191,172.06</b>	<b>40,116,008.70</b>	<b>-</b>	<b>-</b>	<b>-</b>	<b>-</b>	<b>-</b>	<b>21,759,425.51</b>	<b>13,654,843.29</b>	<b>-</b>	<b>4,701,739.90</b>	<b>40,116,008.70</b>	<b>-</b>

**SUMMARY**


Particulars	(1)	Previous Report	This Month	As at Date
	(1)	(2)	(3)	(4)
Total Disbursement Authorities Received				
NCA		540,281,000.00	21,379,000.00	561,660,000.00
NTA		31,274,136.00	7,182,392.00	38,456,528.00
Working Fund		-	-	-
TRA		20,005,106.65	2,069,668.87	22,074,775.52
Less: Notice of Transfer of Allocations (NTA) <sup>1</sup> issued		12,550,000.00	-	12,550,000.00
Total Disbursement Authorities Available		579,010,242.65	30,631,060.87	609,641,303.52
Less:				
Lapsed NCA		5,773,279.91	211,970.88	5,985,250.79
Disbursements		487,320,870.86	120,393,039.69	607,713,910.55
Less: Other Non-Cash Disbursements		-	-	-
Add/Less: Adjustments (e.g. cancelled/staled checks)		2,268,614.61	1,789,243.21	4,057,857.82
Balance of Disbursement Authorities as at date		88,184,706.49	88,184,706.49	0.00
Total Disbursements Program		581,278,857.26	32,420,304.08	613,699,161.34
Less: Actual Disbursements		487,320,870.86	120,393,039.69	607,713,910.55
(Over)/Under spending		93,957,986.40	87,972,735.61	5,985,250.79

Notes: <sup>1</sup> The use of NTA is discouraged  
 Notes: <sup>2</sup> Amounts should tally with the grand total disbursement (column 27).


Certified Correct:

  
**CANDICE DIANNE B. PARENA**  
 Chief, Accounting Section  
 Date: \_\_\_\_\_

Recommending Approval:

  
**SONIA Q. MEJIDO**  
 OIC, Chief, Finance Division  
 Date: \_\_\_\_\_

Approved By:

  
**TIRSO P. PARIAN JR., CESO IV**  
 OIC, Regional Executive Director  
 Date: \_\_\_\_\_