

CONSOLIDATED MONTHLY REPORT OF DISBURSEMENTS

For the month of November 2020

Department: Department of Environment and Natural Resources (DENR)
 Agency: Office of the Secretary
 Operating Unit: Region VIII
 Organization Code: 10 001 0300008
 Fund Cluster: 01 Regular Agency Fund

| |
|--|
| |
| |
| |


| Particulars | Current Year Budget | | | | | Prior Year's Budget | | | | | | | | | | | SUB-TOTAL | Trust Liabilities | | | | Grand Total | | | | | Remarks |
|--|----------------------|----------------------|----------|---------------------|----------------------|-------------------------------|-------------------|----------|-----------------|-------------------|---------------------------------|----------|----------|----------|-------------------|----------------------|-----------|-------------------|----------|----------|---------------|----------------------|----------------------|----------|---------------------|----------------------|---------|
| | PS | MOOE | FinEx | CO | TOTAL | Prior Year's Accounts Payable | | | | | Current Year's Accounts Payable | | | | | | | PS | MOOE | CO | TOTAL | PS | MOOE | FinEx | CO | TOTAL | |
| | | | | | | PS | MOOE | FinEx | CO | Sub-Total | PS | MOOE | FinEx | CO | Sub-Total | PS | | | | | | | | | | | |
| 1 | 2 | 3 | 4 | 5 | 6=(2+3+4+5) | 7 | 8 | 9 | 10 | 11=(7+8+9+10) | 12 | 13 | 14 | 15 | 16=(12+13+14+15) | 17=(11+16) | 18=(6+17) | 19 | 20 | 21 | 22=(19+20+21) | 23 | 24 | 25 | 26 | 27=(23+24+25+26) | 28 |
| CASH DISBURSEMENTS | 28,429,726.22 | 21,411,292.12 | - | 7,826,799.82 | 57,667,818.16 | - | 261,807.78 | - | - | 261,807.78 | - | - | - | - | 261,807.78 | 57,929,625.94 | - | - | - | - | - | 28,429,726.22 | 21,673,099.90 | - | 7,826,799.82 | 57,929,625.94 | |
| Notice of Cash Allocation (NCA) | 28,429,726.22 | 21,411,292.12 | - | 7,826,799.82 | 57,667,818.16 | - | 261,807.78 | - | - | 261,807.78 | - | - | - | - | 261,807.78 | 57,929,625.94 | - | - | - | - | - | 28,429,726.22 | 21,673,099.90 | - | 7,826,799.82 | 57,929,625.94 | |
| MDS Checks Issued | 3,925,170.99 | 4,029,904.76 | - | 66,200.00 | 8,021,275.75 | - | - | - | - | - | - | - | - | - | - | 8,021,275.75 | - | - | - | - | - | 3,925,170.99 | 4,029,904.76 | - | 66,200.00 | 8,021,275.75 | |
| Advice to Debit Account | 24,504,555.23 | 17,381,387.36 | - | 7,760,599.82 | 49,646,542.41 | - | 261,807.78 | - | - | 261,807.78 | - | - | - | - | 261,807.78 | 49,908,350.19 | - | - | - | - | - | 24,504,555.23 | 17,643,195.14 | - | 7,760,599.82 | 49,908,350.19 | |
| Notice of Transfer Allocations (NTA) | - | - | - | - | - | - | - | - | - | - | - | - | - | - | - | - | - | - | - | - | - | - | - | - | - | - | |
| MDS Checks Issued | - | - | - | - | - | - | - | - | - | - | - | - | - | - | - | - | - | - | - | - | - | - | - | - | - | - | |
| Advice to Debit Account | - | - | - | - | - | - | - | - | - | - | - | - | - | - | - | - | - | - | - | - | - | - | - | - | - | - | |
| Working Fund for FAPs | - | - | - | - | - | - | - | - | - | - | - | - | - | - | - | - | - | - | - | - | - | - | - | - | - | - | |
| Cash Disbursement Ceiling (CDC) | - | - | - | - | - | - | - | - | - | - | - | - | - | - | - | - | - | - | - | - | - | - | - | - | - | - | |
| TOTAL CASH DISBURSEMENTS | 28,429,726.22 | 21,411,292.12 | - | 7,826,799.82 | 57,667,818.16 | - | 261,807.78 | - | - | 261,807.78 | - | - | - | - | 261,807.78 | 57,929,625.94 | - | - | - | - | - | 28,429,726.22 | 21,673,099.90 | - | 7,826,799.82 | 57,929,625.94 | |
| NON-CASH DISBURSEMENTS | 1,315,777.58 | 573,628.64 | - | 577,865.69 | 2,467,271.91 | - | - | - | 5,250.00 | 5,250.00 | - | - | - | - | 5,250.00 | 2,472,521.91 | - | - | - | - | - | 1,315,777.58 | 573,628.64 | - | 583,115.69 | 2,472,521.91 | |
| Tax Remittance Advices Issued (TRA) | 1,315,777.58 | 573,628.64 | - | 577,865.69 | 2,467,271.91 | - | - | - | 5,250.00 | 5,250.00 | - | - | - | - | 5,250.00 | 2,472,521.91 | - | - | - | - | - | 1,315,777.58 | 573,628.64 | - | 583,115.69 | 2,472,521.91 | |
| Non-Cash Availment Authority (NCAA) | - | - | - | - | - | - | - | - | - | - | - | - | - | - | - | - | - | - | - | - | - | - | - | - | - | - | |
| Disbursements effected through outright deductions from claims (please specify...) | - | - | - | - | - | - | - | - | - | - | - | - | - | - | - | - | - | - | - | - | - | - | - | - | - | - | |
| Overpayment of expenses(e.g. personnel benefits) | - | - | - | - | - | - | - | - | - | - | - | - | - | - | - | - | - | - | - | - | - | - | - | - | - | - | |
| Restitution for loss of government property | - | - | - | - | - | - | - | - | - | - | - | - | - | - | - | - | - | - | - | - | - | - | - | - | - | - | |
| Liquidated damages and similar claims | - | - | - | - | - | - | - | - | - | - | - | - | - | - | - | - | - | - | - | - | - | - | - | - | - | - | |
| Others(TEF, BTr-Documentary Stamp Tax, etc.) | - | - | - | - | - | - | - | - | - | - | - | - | - | - | - | - | - | - | - | - | - | - | - | - | - | - | |
| TOTAL NON-CASH DISBURSEMENTS | 1,315,777.58 | 573,628.64 | - | 577,865.69 | 2,467,271.91 | - | - | - | 5,250.00 | 5,250.00 | - | - | - | - | 5,250.00 | 2,472,521.91 | - | - | - | - | - | 1,315,777.58 | 573,628.64 | - | 583,115.69 | 2,472,521.91 | |
| GRAND TOTAL | 29,745,503.80 | 21,984,920.76 | - | 8,404,665.51 | 60,135,090.07 | - | 261,807.78 | - | 5,250.00 | 267,057.78 | - | - | - | - | 267,057.78 | 60,402,147.85 | - | - | - | - | - | 29,745,503.80 | 22,246,728.54 | - | 8,409,915.51 | 60,402,147.85 | |

SUMMARY


| Particulars | Previous Report | This Month | As at Date |
|---|-----------------|---------------|----------------|
| (1) | (2) | (3) | (4) |
| Total Disbursement Authorities Received | | | |
| NCA | 694,970,000.00 | 29,644,000.00 | 724,614,000.00 |
| NTA | 43,456,528.00 | 12,673,028.00 | 56,129,556.00 |
| Working Fund | - | - | - |
| TRA | 25,523,188.88 | 2,491,560.29 | 28,014,749.17 |
| Less: Notice of Transfer of Allocations (NTA)* issued | 12,550,000.00 | - | 12,550,000.00 |
| Total Disbursement Authorities Available | 751,399,716.88 | 44,808,588.29 | 796,208,305.17 |
| Less: | | | |
| Lapsed NCA | 5,985,250.79 | - | 5,985,250.79 |
| Disbursements | 659,867,448.18 | 60,468,469.23 | 720,335,917.41 |
| Less: Other Non-Cash Disbursements | - | - | - |
| Add/Less: Adjustments (e.g. cancelled/staled checks) | 4,057,857.82 | 25,631.25 | 4,083,489.07 |
| Balance of Disbursement Authorities as at date | 89,604,875.73 | 15,634,249.69 | 73,970,626.04 |
| Total Disbursements Program | 755,457,574.70 | 44,834,219.54 | 800,291,794.24 |
| Less: *Actual Disbursements | 659,867,448.18 | 60,468,469.23 | 720,335,917.41 |
| (Over)/Under spending | 95,590,126.52 | 15,634,249.69 | 79,955,876.83 |

Notes: * The use of NTA is discouraged
 Notes: ** Amounts should tally with the grand total disbursement (column 27).


Certified Correct:


CANDICE DIANNE B. PARENA
 Chief, Accounting Section
 Date: _____

Recommending Approval:


SONIA O. MEJIDO
 OIC, Chief, Finance Division
 Date: _____

Approved By:


TIRSO P. PARIAN JR, CESO-IV
 OIC, Regional Executive Director
 Date: _____