

CONSOLIDATED MONTHLY REPORT OF DISBURSEMENTS

For the month of May 2020

Department: Department of Environment and Natural Resources (DENR)
 Agency: Office of the Secretary
 Operating Unit: Region VIII
 Organization Code: 10 001 0300008
 Fund Cluster: 01 Regular Agency Fund


Particulars	Current Year Budget					Prior Year's Budget											SUB-TOTAL	Trust Liabilities				Grand Total					Remarks	
	PS	MOOE	FinEx	CO	TOTAL	Prior Year's Accounts Payable					Current Year's Accounts Payable							TOTAL	PS	MOOE	CO	TOTAL	PS	MOOE	FinEx	CO		TOTAL
						PS	MOOE	FinEx	CO	Sub-Total	PS	MOOE	FinEx	CO	Sub-Total	PS												
1	2	3	4	5	6=(2+3+4+5)	7	8	9	10	11=(7+8+9+10)	12	13	14	15	16=(12+13+14+15)	17=(11+16)	18=(6+17)	19	20	21	22=(19+20+21)	23	24	25	26	27=(23+24+25+26)	28	
CASH DISBURSEMENTS	25,279,889.54	9,486,995.62	-	3,922,275.29	38,689,160.45	800.00	801,507.20	-	697,735.25	1,500,042.45	-	-	-	-	-	1,500,042.45	40,189,202.90	-	-	-	-	25,280,689.54	10,288,502.82	-	4,620,010.54	40,189,202.90		
Notice of Cash Allocation (NCA)	25,279,889.54	9,486,995.62	-	3,922,275.29	38,689,160.45	800.00	801,507.20	-	697,735.25	1,500,042.45	-	-	-	-	-	1,500,042.45	40,189,202.90	-	-	-	-	25,280,689.54	10,288,502.82	-	4,620,010.54	40,189,202.90		
MDS Checks Issued	5,647,118.75	4,576,695.91	-	558,960.74	10,782,775.40	800.00	139,997.17	-	127,160.25	267,957.42	-	-	-	-	-	267,957.42	11,050,732.82	-	-	-	-	5,647,918.75	4,716,693.08	-	686,120.99	11,050,732.82		
Advice to Debit Account	19,632,770.79	4,910,299.71	-	3,363,314.55	27,906,385.05	-	661,510.03	-	570,575.00	1,232,085.03	-	-	-	-	-	1,232,085.03	29,138,470.08	-	-	-	-	19,632,770.79	5,571,809.74	-	3,933,889.55	29,138,470.08		
Notice of Transfer Allocations (NTA)	-	-	-	-	-	-	-	-	-	-	-	-	-	-	-	-	-	-	-	-	-	-	-	-	-	-		
MDS Checks Issued	-	-	-	-	-	-	-	-	-	-	-	-	-	-	-	-	-	-	-	-	-	-	-	-	-	-		
Advice to Debit Account	-	-	-	-	-	-	-	-	-	-	-	-	-	-	-	-	-	-	-	-	-	-	-	-	-	-		
Working Fund for FAPs	-	-	-	-	-	-	-	-	-	-	-	-	-	-	-	-	-	-	-	-	-	-	-	-	-	-		
Cash Disbursement Ceiling (CDC)	-	-	-	-	-	-	-	-	-	-	-	-	-	-	-	-	-	-	-	-	-	-	-	-	-	-		
TOTAL CASH DISBURSEMENTS	25,279,889.54	9,486,995.62	-	3,922,275.29	38,689,160.45	800.00	801,507.20	-	697,735.25	1,500,042.45	-	-	-	-	-	1,500,042.45	40,189,202.90	-	-	-	-	25,280,689.54	10,288,502.82	-	4,620,010.54	40,189,202.90		
NON-CASH DISBURSEMENTS	713,959.52	150,605.59	-	265,519.48	1,130,084.59	-	45,761.86	-	-	45,761.86	-	-	-	-	-	45,761.86	1,175,846.45	-	-	-	-	713,959.52	196,367.45	-	265,519.48	1,175,846.45		
Tax Remittance Advices Issued (TRA)	713,959.52	150,605.59	-	265,519.48	1,130,084.59	-	45,761.86	-	-	45,761.86	-	-	-	-	-	45,761.86	1,175,846.45	-	-	-	-	713,959.52	196,367.45	-	265,519.48	1,175,846.45		
Non-Cash Availment Authority (NCAA)	-	-	-	-	-	-	-	-	-	-	-	-	-	-	-	-	-	-	-	-	-	-	-	-	-	-		
Disbursements effected through outright deductions from claims (please specify...)	-	-	-	-	-	-	-	-	-	-	-	-	-	-	-	-	-	-	-	-	-	-	-	-	-	-		
Overpayment of expenses(e.g. personnel benefits)	-	-	-	-	-	-	-	-	-	-	-	-	-	-	-	-	-	-	-	-	-	-	-	-	-	-		
Restitution for loss of government property	-	-	-	-	-	-	-	-	-	-	-	-	-	-	-	-	-	-	-	-	-	-	-	-	-	-		
Liquidated damages and similar claims	-	-	-	-	-	-	-	-	-	-	-	-	-	-	-	-	-	-	-	-	-	-	-	-	-	-		
Others(TEF, BTR-Documentary Stamp Tax, etc.)	-	-	-	-	-	-	-	-	-	-	-	-	-	-	-	-	-	-	-	-	-	-	-	-	-	-		
TOTAL NON-CASH DISBURSEMENTS	713,959.52	150,605.59	-	265,519.48	1,130,084.59	-	45,761.86	-	-	45,761.86	-	-	-	-	-	45,761.86	1,175,846.45	-	-	-	-	713,959.52	196,367.45	-	265,519.48	1,175,846.45		
GRAND TOTAL	25,993,849.06	9,637,601.21	-	4,187,794.77	39,819,245.04	800.00	847,269.06	-	697,735.25	1,545,804.31	-	-	-	-	-	1,545,804.31	41,365,049.35	-	-	-	-	25,994,649.06	10,484,870.27	-	4,885,530.02	41,365,049.35		

SUMMARY

Particulars	Previous Report	This Month	As at Date
(1)	(2)	(3)	(4)
Total Disbursement Authorities Received			
NCA	253,805,176.00	81,799,000.00	335,604,176.00
NTA	-	-	-
Working Fund	-	-	-
TRA	10,427,761.96	1,175,846.45	11,603,608.41
Less: Notice of Transfer of Allocations (NTA)* issued	-	-	-
Total Disbursement Authorities Available	264,232,937.96	82,974,846.45	347,207,784.41
Less:			
Lapsed NCA	568.05	-	568.05
Disbursements	244,146,996.38	41,365,049.35	285,512,045.73
Less: Other Non-Cash Disbursements	-	-	-
Add/Less: Adjustments (e.g. cancelled/staled checks)	1,829,606.65	1,295.12	1,830,901.77
Balance of Disbursement Authorities as at date	21,914,980.18	41,611,092.22	63,526,072.40
Total Disbursements Program	266,062,544.61	82,976,141.57	349,038,686.18
Less: *Actual Disbursements	244,146,996.38	41,365,049.35	285,512,045.73
(Over)/Under spending	21,915,548.23	41,611,092.22	63,526,640.45


Notes: * The use of NTA is discouraged
 Notes: ** Amounts should tally with the grand total disbursement (column 27).

Certified Correct:


CANDICE DIANNE B. PARENA


Chief, Accounting Section
 Date: _____

Recommending Approval:


SONIA Q. MEJIDO

OIC-Chief, Finance Division
 Date: _____

Approved By:


TIRSO P. PARIAN JR., CESO IV

OIC, Regional Executive Director
 Date: _____