

CONSOLIDATED MONTHLY REPORT OF DISBURSEMENTS
For the month of March 2020

Department: Department of Environment and Natural Resources (DENR)
 Agency: Office of the Secretary
 Operating Unit: Region VIII
 Organization Code: 10 001 0300008
 Fund Cluster: 01 Regular Agency Fund


Particulars	Current Year Budget					Prior Year's Budget											Trust Liabilities				Grand Total					Remarks		
	PS	MOOE	FinEx	CO	TOTAL	Prior Year's Accounts Payable					Current Year's Accounts Payable					SUB-TOTAL	PS	MOOE	CO	TOTAL	PS	MOOE	FinEx	CO	TOTAL			
						PS	MOOE	FinEx	CO	Sub-Total	PS	MOOE	FinEx	CO	Sub-Total													
1	2	3	4	5	6=(2+3+4+5)	7	8	9	10	11=(7+8+9+10)	12	13	14	15	16=(12+13+14+15)	17=(11+16)	18=(6+17)	19	20	21	22=(19+20+21)	23	24	25	26	27=(23+24+25+26)	28	
CASH DISBURSEMENTS	59,073,082.83	25,841,436.93	-	22,320,370.58	107,234,890.34	-	4,112,439.86	-	943,961.98	5,056,401.84	-	-	-	-	-	5,056,401.84	112,291,292.18	-	-	-	-	59,073,082.83	29,953,876.79	-	23,264,332.56	112,291,292.18	-	
Notice of Cash Allocation (NCA)	59,073,082.83	25,841,436.93	-	22,320,370.58	107,234,890.34	-	4,112,439.86	-	943,961.98	5,056,401.84	-	-	-	-	-	5,056,401.84	112,291,292.18	-	-	-	-	59,073,082.83	29,953,876.79	-	23,264,332.56	112,291,292.18	-	
MDS Checks Issued	27,304,312.23	8,482,044.65	-	7,290,408.94	43,076,765.82	-	2,136,367.68	-	772,007.68	2,908,375.36	-	-	-	-	-	2,908,375.36	45,985,141.18	-	-	-	-	27,304,312.23	10,618,412.33	-	8,062,416.62	45,985,141.18	-	
Advice to Debit Account	31,768,770.60	17,359,392.28	-	15,029,961.64	64,158,124.52	-	1,976,072.18	-	171,954.30	2,148,026.48	-	-	-	-	-	2,148,026.48	66,306,151.00	-	-	-	-	31,768,770.60	19,335,464.46	-	15,201,915.94	66,306,151.00	-	
Notice of Transfer Allocations (NTA)	-	-	-	-	-	-	-	-	-	-	-	-	-	-	-	-	-	-	-	-	-	-	-	-	-	-	-	-
MDS Checks Issued	-	-	-	-	-	-	-	-	-	-	-	-	-	-	-	-	-	-	-	-	-	-	-	-	-	-	-	-
Advice to Debit Account	-	-	-	-	-	-	-	-	-	-	-	-	-	-	-	-	-	-	-	-	-	-	-	-	-	-	-	-
Working Fund for FAPs	-	-	-	-	-	-	-	-	-	-	-	-	-	-	-	-	-	-	-	-	-	-	-	-	-	-	-	-
Cash Disbursement Ceiling (CDC)	-	-	-	-	-	-	-	-	-	-	-	-	-	-	-	-	-	-	-	-	-	-	-	-	-	-	-	-
TOTAL CASH DISBURSEMENTS	59,073,082.83	25,841,436.93	-	22,320,370.58	107,234,890.34	-	4,112,439.86	-	943,961.98	5,056,401.84	-	-	-	-	-	5,056,401.84	112,291,292.18	-	-	-	-	59,073,082.83	29,953,876.79	-	23,264,332.56	112,291,292.18	-	
NON-CASH DISBURSEMENTS	1,423,727.95	130,047.79	-	127,578.48	1,681,354.22	-	231,267.72	-	-	231,267.72	-	-	-	-	-	231,267.72	1,912,621.94	-	-	-	-	1,423,727.95	361,315.51	-	127,578.48	1,912,621.94	-	
Tax Remittance Advices Issued (TRA)	1,423,727.95	130,047.79	-	127,578.48	1,681,354.22	-	231,267.72	-	-	231,267.72	-	-	-	-	-	231,267.72	1,912,621.94	-	-	-	-	1,423,727.95	361,315.51	-	127,578.48	1,912,621.94	-	
Non-Cash Availment Authority (NCAA)	-	-	-	-	-	-	-	-	-	-	-	-	-	-	-	-	-	-	-	-	-	-	-	-	-	-	-	-
Disbursements effected through outright deductions from claims (please specify...)	-	-	-	-	-	-	-	-	-	-	-	-	-	-	-	-	-	-	-	-	-	-	-	-	-	-	-	-
Overpayment of expenses(e.g. personnel benefits)	-	-	-	-	-	-	-	-	-	-	-	-	-	-	-	-	-	-	-	-	-	-	-	-	-	-	-	-
Restitution for loss of government property	-	-	-	-	-	-	-	-	-	-	-	-	-	-	-	-	-	-	-	-	-	-	-	-	-	-	-	-
Liquidated damages and similar claims	-	-	-	-	-	-	-	-	-	-	-	-	-	-	-	-	-	-	-	-	-	-	-	-	-	-	-	-
Others(TEF, BT-Documentary Stamp Tax, etc.)	-	-	-	-	-	-	-	-	-	-	-	-	-	-	-	-	-	-	-	-	-	-	-	-	-	-	-	-
TOTAL NON-CASH DISBURSEMENTS	1,423,727.95	130,047.79	-	127,578.48	1,681,354.22	-	231,267.72	-	-	231,267.72	-	-	-	-	-	231,267.72	1,912,621.94	-	-	-	-	1,423,727.95	361,315.51	-	127,578.48	1,912,621.94	-	
GRAND TOTAL	60,496,810.78	25,971,484.72	-	22,447,949.06	108,916,244.56	-	4,343,707.58	-	943,961.98	5,287,669.56	-	-	-	-	-	5,287,669.56	114,203,914.12	-	-	-	-	60,496,810.78	30,315,192.30	-	23,391,911.04	114,203,914.12	-	

SUMMARY


Particulars	(1)	Previous Report (2)	This Month (3)	As at Date (4)
Total Disbursement Authorities Received				
NCA		112,184,176.00	73,429,000.00	185,613,176.00
NTA		-	-	-
Working Fund		-	-	-
TRA	6,682,734.55	1,912,621.94	8,595,356.49	
Less: Notice of Transfer of Allocations (NTA)* issued		-	-	-
Total Disbursement Authorities Available		118,866,910.55	75,341,621.94	194,208,532.49
Less:				
Lapsed NCA		-	568.05	568.05
Disbursements		81,833,656.97	114,203,914.12	196,037,571.09
Less: Other Non-Cash Disbursements		-	-	-
Add/Less: Adjustments (e.g. cancelled/staled checks)		106,755.78	1,722,850.87	1,829,606.65
Balance of Disbursement Authorities as at date		37,140,009.36	37,140,009.36	0.00
Total Disbursements Program		118,973,666.33	77,064,472.81	196,038,139.14
Less: *Actual Disbursements		81,833,656.97	114,203,914.12	196,037,571.09
(Over)/Under spending		37,140,009.36	37,139,441.31	568.05

Notes: * The use of NTA is discouraged
 Notes: ** Amounts should tally with the grand total disbursement (column 27).


Certified Correct:


CANDICE DIANNE B. PARENA
 Chief, Accounting Section
 Date: _____

Recommending Approval:


ARTURO N. SALAZAR, D.M
 Assistant Regional Director for Management Services
 Date: _____

Approved By:


TIRSO P. PARIAN JR, CESO IV
 OIC, Regional Executive Director
 Date: _____