

CONSOLIDATED MONTHLY REPORT OF DISBURSEMENTS

For the month of January 2020

Department: Department of Environment and Natural Resources (DENR)
 Agency: Office of the Secretary
 Operating Unit: Region VIII
 Organization Code: 10 001 0300008
 Fund Cluster: 01 Regular Agency Fund


Particulars	Current Year Budget					Prior Year's Budget											Trust Liabilities				Grand Total					Remarks	
	PS	MOOE	FinEx	CO	TOTAL	Prior Year's Accounts Payable					Current Year's Accounts Payable						SUB-TOTAL	PS	MOOE	CO	TOTAL	PS	MOOE	FinEx	CO		TOTAL
						PS	MOOE	FinEx	CO	Sub-Total	PS	MOOE	FinEx	CO	Sub-Total	TOTAL											
1	2	3	4	5	6=(2+3+4+5)	7	8	9	10	11=(7+8+9+10)	12	13	14	15	16=(12+13+14+15)	17=(11+16)	18=(6+17)	19	20	21	22=(19+20+21)	23	24	25	26	27=(23+24+25+26)	28
CASH DISBURSEMENTS	21,235,240.25	3,838,320.88	-	-	25,073,561.13	-	2,811,764.41	-	131,335.00	2,943,099.41	-	-	-	-	-	2,943,099.41	28,016,660.54	-	-	-	-	21,235,240.25	6,650,085.29	-	131,335.00	28,016,660.54	
Notice of Cash Allocation (NCA)	21,235,240.25	3,838,320.88	-	-	25,073,561.13	-	2,811,764.41	-	131,335.00	2,943,099.41	-	-	-	-	-	2,943,099.41	28,016,660.54	-	-	-	-	21,235,240.25	6,650,085.29	-	131,335.00	28,016,660.54	
MDS Checks Issued	7,531,040.35	1,748,520.33	-	-	9,279,560.68	-	159,287.15	-	-	159,287.15	-	-	-	-	-	159,287.15	9,438,847.83	-	-	-	-	7,531,040.35	1,907,807.48	-	-	9,438,847.83	
Advice to Debit Account	13,704,199.90	2,089,800.55	-	-	15,794,000.45	-	2,652,477.26	-	131,335.00	2,783,812.26	-	-	-	-	-	2,783,812.26	18,577,812.71	-	-	-	-	13,704,199.90	4,742,277.81	-	131,335.00	18,577,812.71	
Notice of Transfer Allocations (NTA)	-	-	-	-	-	-	-	-	-	-	-	-	-	-	-	-	-	-	-	-	-	-	-	-	-	-	
MDS Checks Issued	-	-	-	-	-	-	-	-	-	-	-	-	-	-	-	-	-	-	-	-	-	-	-	-	-	-	
Advice to Debit Account	-	-	-	-	-	-	-	-	-	-	-	-	-	-	-	-	-	-	-	-	-	-	-	-	-	-	
Working Fund for FAPs	-	-	-	-	-	-	-	-	-	-	-	-	-	-	-	-	-	-	-	-	-	-	-	-	-	-	
Cash Disbursement Ceiling (CDC)	-	-	-	-	-	-	-	-	-	-	-	-	-	-	-	-	-	-	-	-	-	-	-	-	-	-	
TOTAL CASH DISBURSEMENTS	21,235,240.25	3,838,320.88	-	-	25,073,561.13	-	2,811,764.41	-	131,335.00	2,943,099.41	-	-	-	-	-	2,943,099.41	28,016,660.54	-	-	-	-	21,235,240.25	6,650,085.29	-	131,335.00	28,016,660.54	
NON-CASH DISBURSEMENTS	2,162,257.28	753,928.95	-	619,058.32	3,535,244.55	-	122,200.28	-	35,650.00	157,850.28	-	-	-	-	-	157,850.28	3,693,094.83	-	-	-	-	2,162,257.28	876,129.23	-	654,708.32	3,693,094.83	
Tax Remittance Advices Issued (TRA)	2,162,257.28	753,928.95	-	619,058.32	3,535,244.55	-	122,200.28	-	35,650.00	157,850.28	-	-	-	-	-	157,850.28	3,693,094.83	-	-	-	-	2,162,257.28	876,129.23	-	654,708.32	3,693,094.83	
Non-Cash Availment Authority (NCAA)	-	-	-	-	-	-	-	-	-	-	-	-	-	-	-	-	-	-	-	-	-	-	-	-	-	-	
Disbursements effected through outright deductions from claims (please specify...)	-	-	-	-	-	-	-	-	-	-	-	-	-	-	-	-	-	-	-	-	-	-	-	-	-	-	
Overpayment of expenses(e.g. personnel benefits)	-	-	-	-	-	-	-	-	-	-	-	-	-	-	-	-	-	-	-	-	-	-	-	-	-	-	
Restitution for loss of government property	-	-	-	-	-	-	-	-	-	-	-	-	-	-	-	-	-	-	-	-	-	-	-	-	-	-	
Liquidated damages and similar claims	-	-	-	-	-	-	-	-	-	-	-	-	-	-	-	-	-	-	-	-	-	-	-	-	-	-	
Others(TEF, BTr-Documentary Stamp Tax, etc.)	-	-	-	-	-	-	-	-	-	-	-	-	-	-	-	-	-	-	-	-	-	-	-	-	-	-	
TOTAL NON-CASH DISBURSEMENTS	2,162,257.28	753,928.95	-	619,058.32	3,535,244.55	-	122,200.28	-	35,650.00	157,850.28	-	-	-	-	-	157,850.28	3,693,094.83	-	-	-	-	2,162,257.28	876,129.23	-	654,708.32	3,693,094.83	
GRAND TOTAL	23,397,497.53	4,592,249.83	-	619,058.32	28,608,805.68	-	2,933,964.69	-	166,985.00	3,100,949.69	-	-	-	-	-	3,100,949.69	31,709,755.37	-	-	-	-	23,397,497.53	7,526,214.52	-	786,043.32	31,709,755.37	

SUMMARY


Particulars	Previous Report	This Month	As at Date
(1)	(2)	(3)	(4)
Total Disbursement Authorities Received			
NCA	-	46,296,000.00	46,296,000.00
NTA	-	-	-
Working Fund	-	-	-
TRA	-	3,693,094.83	3,693,094.83
Less: Notice of Transfer of Allocations (NTA)* issued	-	-	-
Total Disbursement Authorities Available	-	49,989,094.83	49,989,094.83
Less:			
Lapsed NCA	-	-	-
Disbursements	-	31,709,755.37	31,709,755.37
Less: Other Non-Cash Disbursements	-	-	-
Balance of Disbursement Authorities as at date	-	18,279,339.46	18,279,339.46
Total Disbursements Program	-	49,989,094.83	49,989,094.83
Less: *Actual Disbursements	-	31,709,755.37	31,709,755.37
(Over)/Under spending	-	18,279,339.46	18,279,339.46

Notes: * The use of NTA is discouraged
 Notes: ** Amounts should tally with the grand total disbursement (column 27).


Certified Correct:


CANDICE DIANNE B. PARENA
 Chief, Accounting Section
 Date: _____

Recommending Approval:


ARTURO N. SALAZAR, D.M
 Assistant Regional Director for Management Services
 Date: _____

Approved By:


TIRSO P. PARIAN JR, CESOT
 OIC, Regional Executive Director
 Date: _____