

CONSOLIDATED MONTHLY REPORT OF DISBURSEMENTS

For the month of February 2020

Department: Department of Environment and Natural Resources (DENR)
 Agency: Office of the Secretary
 Operating Unit: Region VIII
 Organization Code: 10 001 0300008
 Fund Cluster: 01 Regular Agency Fund


Particulars	Current Year Budget					Prior Year's Budget											Trust Liabilities				Grand Total					Remarks		
	PS	MOOE	FinEx	CO	TOTAL	Prior Year's Accounts Payable					Current Year's Accounts Payable					SUB-TOTAL	PS	MOOE	CO	TOTAL	PS	MOOE	FinEx	CO	TOTAL			
						PS	MOOE	FinEx	CO	Sub-Total	PS	MOOE	FinEx	CO	Sub-Total												TOTAL	
1	2	3	4	5	6=(2+3+4+5)	7	8	9	10	11=(7+8+9+10)	12	13	14	15	16=(12+13+14+15)	17=(11+16)	18=(6+17)	19	20	21	22=(19+20+21)	23	24	25	26	27=(23+24+25+26)	28	
CASH DISBURSEMENTS	30,983,152.22	9,799,179.11	-	979,147.39	41,761,478.72	1,389,421.73	3,318,713.43	-	664,648.00	5,372,783.16	-	-	-	-	-	5,372,783.16	47,134,261.88	-	-	-	-	32,372,573.95	13,117,892.54	-	1,643,795.39	47,134,261.88		
Notice of Cash Allocation (NCA)	30,983,152.22	9,799,179.11	-	979,147.39	41,761,478.72	1,389,421.73	3,318,713.43	-	664,648.00	5,372,783.16	-	-	-	-	-	5,372,783.16	47,134,261.88	-	-	-	-	32,372,573.95	13,117,892.54	-	1,643,795.39	47,134,261.88		
MDS Checks Issued	10,111,928.51	3,709,889.46	-	9,000.00	13,830,817.97	-	1,014,001.55	-	-	1,014,001.55	-	-	-	-	-	1,014,001.55	14,844,819.52	-	-	-	-	10,111,928.51	4,723,891.01	-	9,000.00	14,844,819.52		
Advice to Debit Account	20,871,223.71	6,089,289.65	-	970,147.39	27,930,660.75	1,389,421.73	2,304,711.88	-	664,648.00	4,358,781.61	-	-	-	-	-	4,358,781.61	32,289,442.36	-	-	-	-	22,260,645.44	8,394,001.53	-	1,634,795.39	32,289,442.36		
Notice of Transfer Allocations (NTA)	-	-	-	-	-	-	-	-	-	-	-	-	-	-	-	-	-	-	-	-	-	-	-	-	-	-	-	
MDS Checks Issued	-	-	-	-	-	-	-	-	-	-	-	-	-	-	-	-	-	-	-	-	-	-	-	-	-	-	-	
Advice to Debit Account	-	-	-	-	-	-	-	-	-	-	-	-	-	-	-	-	-	-	-	-	-	-	-	-	-	-	-	
Working Fund for FAPs	-	-	-	-	-	-	-	-	-	-	-	-	-	-	-	-	-	-	-	-	-	-	-	-	-	-	-	
Cash Disbursement Ceiling (CDC)	-	-	-	-	-	-	-	-	-	-	-	-	-	-	-	-	-	-	-	-	-	-	-	-	-	-	-	
TOTAL CASH DISBURSEMENTS	30,983,152.22	9,799,179.11	-	979,147.39	41,761,478.72	1,389,421.73	3,318,713.43	-	664,648.00	5,372,783.16	-	-	-	-	-	5,372,783.16	47,134,261.88	-	-	-	-	32,372,573.95	13,117,892.54	-	1,643,795.39	47,134,261.88		
NON-CASH DISBURSEMENTS	1,227,597.64	710,463.29	-	-	1,938,060.93	-	1,051,578.79	-	-	1,051,578.79	-	-	-	-	-	1,051,578.79	2,989,639.72	-	-	-	-	1,227,597.64	1,762,042.08	-	-	2,989,639.72		
Tax Remittance Advices Issued (TRA)	1,227,597.64	710,463.29	-	-	1,938,060.93	-	1,051,578.79	-	-	1,051,578.79	-	-	-	-	-	1,051,578.79	2,989,639.72	-	-	-	-	1,227,597.64	1,762,042.08	-	-	2,989,639.72		
Non-Cash Availment Authority (NCAA)	-	-	-	-	-	-	-	-	-	-	-	-	-	-	-	-	-	-	-	-	-	-	-	-	-	-	-	
Disbursements effected through outright deductions from claims (please specify...)	-	-	-	-	-	-	-	-	-	-	-	-	-	-	-	-	-	-	-	-	-	-	-	-	-	-	-	
Overpayment of expenses(e.g. personnel benefits)	-	-	-	-	-	-	-	-	-	-	-	-	-	-	-	-	-	-	-	-	-	-	-	-	-	-	-	
Restitution for loss of government property	-	-	-	-	-	-	-	-	-	-	-	-	-	-	-	-	-	-	-	-	-	-	-	-	-	-	-	
Liquidated damages and similar claims	-	-	-	-	-	-	-	-	-	-	-	-	-	-	-	-	-	-	-	-	-	-	-	-	-	-	-	
Others(TEF, BTr-Documentary Stamp Tax, etc.)	-	-	-	-	-	-	-	-	-	-	-	-	-	-	-	-	-	-	-	-	-	-	-	-	-	-	-	
TOTAL NON-CASH DISBURSEMENTS	1,227,597.64	710,463.29	-	-	1,938,060.93	-	1,051,578.79	-	-	1,051,578.79	-	-	-	-	-	1,051,578.79	2,989,639.72	-	-	-	-	1,227,597.64	1,762,042.08	-	-	2,989,639.72		
GRAND TOTAL	32,210,749.86	10,509,642.40	-	979,147.39	43,699,539.65	1,389,421.73	4,370,292.22	-	664,648.00	6,424,361.95	-	-	-	-	-	6,424,361.95	50,123,901.60	-	-	-	-	33,600,171.59	14,879,934.62	-	1,643,795.39	50,123,901.60		

SUMMARY

Particulars	Previous Report	This Month	As at Date
(1)	(2)	(3)	(4)
Total Disbursement Authorities Received			
NCA	46,296,000.00	65,888,176.00	112,184,176.00
NTA	-	-	-
Working Fund	-	-	-
TRA	3,693,094.83	2,989,639.72	6,682,734.55
Less: Notice of Transfer of Allocations (NTA)* issued	-	-	-
Total Disbursement Authorities Available	49,989,094.83	68,877,815.72	118,866,910.55
Less:			
Lapsed NCA	-	-	-
Disbursements	31,709,755.37	50,123,901.60	81,833,656.97
Less: Other Non-Cash Disbursements	-	-	-
Add/Less: Adjustments (e.g. cancelled/staled checks)	-	106,755.78	106,755.78
Balance of Disbursement Authorities as at date	18,279,339.46	18,660,669.90	37,140,009.36
Total Disbursements Program	49,989,094.83	68,877,815.72	118,866,910.55
Less: *Actual Disbursements	31,709,755.37	50,017,145.82	81,726,901.19
(Over)/Under spending	18,279,339.46	18,660,669.90	37,140,009.36

Notes: * The use of NTA is discouraged
 Notes: ** Amounts should tally with the grand total disbursement (column 27).


Certified Correct:


 CANDICE DIANNE B. PARENA

Chief, Accounting Section

Date: _____


Recommending Approval:


 ARTURO N. SALAZAR, D.M

Assistant Regional Director for Management Services

Date: _____

Approved By:


 TIRSO P. PARIAN JR, CESO IV

OIC, Regional Executive Director

Date: _____