

CONSOLIDATED MONTHLY REPORT OF DISBURSEMENTS

For the month of August 2020


Department: Department of Environment and Natural Resources
Entity Name: Department of Environment and Natural Resources
Operating Unit: Region 8
Organization Code (UAACS): 10-001-03-00008
Funding Source Code (as clustered): 101
 (e.g. Old Fund Code: 101,102, 151)

PARTICULARS	CURRENT YEAR BUDGET					PRIOR YEAR'S ACCOUNTS PAYABLE											SUB-TOTAL	TRUST LIABILITIES				GRAND TOTAL					Remarks	
	PS	MOOE	Fin. Exp	CO	TOTAL	PRIOR YEAR'S ACCOUNTS PAYABLE					CURRENT YEAR'S ACCOUNTS PAYABLE							PS	MOOE	CO	TOTAL	PS	MOOE	Fin. Exp	CO	TOTAL		
						PS	MOOE	Fin. Exp	CO	Sub-Total	PS	MOOE	Fin. Exp	CO	Sub-Total	PS												MOOE
1	2	3	4	5	6=(2+3+4+5)	7	8	9	10	11=(7+8+9+10)	12	13	14	15	16=(12+13+14+15)	17=(11+16)	18=(6+17)	19	20	21	22=(19+20+21)	23	24	25	26	27=(23+24+25+26)	28	
July																												
Notice of Cash Allocation																												
MDS Checks Issued	6,696,486.44	5,541,573.31	-	-	12,238,059.75	-	332,952.50	-	-	332,952.50	-	-	-	#	-	332,952.50	12,571,012.25	-	-	-	-	6,696,486.44	5,874,525.81	-	-	-	12,571,012.25	e.g. Reasons for over or under spending and the catch-up plan
Advice to Debit Account	10,450,723.63	3,689,547.72	-	568,412.79	14,708,684.14	-	245,333.24	-	59,054.09	304,387.33	-	-	-	#	-	304,387.33	15,013,071.47	-	-	-	-	10,450,723.63	3,934,880.96	-	-	627,466.88	15,013,071.47	
Working Fund (NCA issued to BTr)	-	-	-	-	-	-	-	-	-	-	-	-	-	#	-	-	-	-	-	-	-	-	-	-	-	-	-	-
Tax Remittance Advices Issued (TRA)	1,482,804.30	470,995.07	-	811,727.25	2,765,526.62	-	34,883.87	-	10,738.28	45,622.15	-	-	-	#	-	45,622.15	2,811,148.77	-	-	-	-	1,482,804.30	505,878.94	-	-	822,465.53	2,811,148.77	
Cash Disbursement Ceiling (CDC)	-	-	-	-	-	-	-	-	-	-	-	-	-	#	-	-	-	-	-	-	-	-	-	-	-	-	-	-
Non-Cash Availment Authority (NCAA)	-	-	-	-	-	-	-	-	-	-	-	-	-	#	-	-	-	-	-	-	-	-	-	-	-	-	-	-
Others (CDT, BTr Docs Stamp, etc.)	-	-	-	-	-	-	-	-	-	-	-	-	-	#	-	-	-	-	-	-	-	-	-	-	-	-	-	-
TOTAL	18,630,014.37	9,702,116.10	-	1,380,140.04	29,712,270.51	-	613,169.61	-	69,792.37	682,961.98	-	-	-	#	-	682,961.98	30,395,232.49	-	-	-	-	18,630,014.37	10,315,285.71	-	-	1,449,932.41	30,395,232.49	
August																												
Notice of Cash Allocation																												
MDS Checks Issued	6,715,205.06	2,854,031.56	-	176,762.35	9,745,998.97	-	48,000.00	-	-	48,000.00	-	-	-	#	-	48,000.00	9,793,998.97	-	-	-	-	6,715,205.06	2,902,031.56	-	-	176,762.35	9,793,998.97	
Advice to Debit Account	13,764,699.13	10,125,503.01	-	3,469,300.00	27,359,502.14	-	51,987.50	-	(5,312.50)	46,675.00	-	-	-	#	-	46,675.00	27,406,177.14	-	-	-	-	13,764,699.13	10,177,490.51	-	-	3,463,987.50	27,406,177.14	
Tax Remittance Advices Issued	1,279,521.32	522,886.66	-	1,016,927.55	2,819,335.53	-	52,434.56	-	44,062.50	96,497.06	-	-	-	#	-	96,497.06	2,915,832.59	-	-	-	-	1,279,521.32	575,321.22	-	-	1,060,990.05	2,915,832.59	
Cash Disbursement Ceiling	-	-	-	-	-	-	-	-	-	-	-	-	-	#	-	-	-	-	-	-	-	-	-	-	-	-	-	-
Non-Cash Availment Authority	-	-	-	-	-	-	-	-	-	-	-	-	-	#	-	-	-	-	-	-	-	-	-	-	-	-	-	-
Others (CDT, Docs Stamp, etc.)	-	-	-	-	-	-	-	-	-	-	-	-	-	#	-	-	-	-	-	-	-	-	-	-	-	-	-	-
TOTAL	21,759,425.51	13,502,421.23	-	4,662,989.90	39,924,836.64	-	152,422.06	-	38,750.00	191,172.06	-	-	-	#	-	191,172.06	40,116,008.70	-	-	-	-	21,759,425.51	13,654,843.29	-	-	4,701,739.90	40,116,008.70	
September																												
Notice of Cash Allocation																												
MDS Checks Issued	-	-	-	-	-	-	-	-	-	-	-	-	-	#	-	-	-	-	-	-	-	-	-	-	-	-	-	-
Advice to Debit Account	-	-	-	-	-	-	-	-	-	-	-	-	-	#	-	-	-	-	-	-	-	-	-	-	-	-	-	-
Tax Remittance Advices Issued	-	-	-	-	-	-	-	-	-	-	-	-	-	#	-	-	-	-	-	-	-	-	-	-	-	-	-	-
Cash Disbursement Ceiling	-	-	-	-	-	-	-	-	-	-	-	-	-	#	-	-	-	-	-	-	-	-	-	-	-	-	-	-
Non-Cash Availment Authority	-	-	-	-	-	-	-	-	-	-	-	-	-	#	-	-	-	-	-	-	-	-	-	-	-	-	-	-
Others (CDT, Docs Stamp, etc.)	-	-	-	-	-	-	-	-	-	-	-	-	-	#	-	-	-	-	-	-	-	-	-	-	-	-	-	-
TOTAL	-	-	-	-	-	-	-	-	-	-	-	-	-	#	-	-	-	-	-	-	-	-	-	-	-	-	-	-
3rd QUARTER																												
Notice of Cash Allocation																												
MDS Checks Issued	13,411,691.50	8,395,604.87	-	176,762.35	21,984,058.72	-	380,952.50	-	-	380,952.50	-	-	-	#	-	380,952.50	22,365,011.22	-	-	-	-	13,411,691.50	8,776,557.37	-	-	176,762.35	22,365,011.22	
Advice to Debit Account	24,215,422.76	13,815,050.73	-	4,037,712.79	42,068,186.28	-	297,320.74	-	53,741.59	351,062.33	-	-	-	#	-	351,062.33	42,419,248.61	-	-	-	-	24,215,422.76	14,112,371.47	-	-	4,091,454.38	42,419,248.61	
Tax Remittance Advices Issued	2,762,325.62	993,881.73	-	1,828,654.80	5,584,862.15	-	87,318.43	-	54,800.78	142,119.21	-	-	-	#	-	142,119.21	5,726,981.36	-	-	-	-	2,762,325.62	1,081,200.16	-	-	1,883,455.58	5,726,981.36	
Cash Disbursement Ceiling	-	-	-	-	-	-	-	-	-	-	-	-	-	#	-	-	-	-	-	-	-	-	-	-	-	-	-	-
Non-Cash Availment Authority	-	-	-	-	-	-	-	-	-	-	-	-	-	#	-	-	-	-	-	-	-	-	-	-	-	-	-	-
Others (CDT, Docs Stamp, etc.)	-	-	-	-	-	-	-	-	-	-	-	-	-	#	-	-	-	-	-	-	-	-	-	-	-	-	-	-
TOTAL	40,389,439.88	23,204,537.33	-	6,043,129.94	69,637,107.15	-	765,591.67	-	108,542.37	874,134.04	-	-	-	#	-	874,134.04	70,511,241.19	-	-	-	-	40,389,439.88	23,970,129.00	-	-	6,151,672.31	70,511,241.19	


SUMMARY:							
	<u>Prev. Report</u>	<u>This month</u>	<u>As of Date</u>		<u>Previous Report</u>	<u>This month</u>	<u>As of Date</u>
Total Disbursement Authorities Received				Total Disbursements Program	557,313,565	23,965,292.53	581,278,857.26
NCA	520,028,000.00	20,253,000.00	540,281,000.00	Less: * Actual Disbursements	447,204,862	40,116,008.70	487,320,870.86
NTA	25,484,176.00	5,789,960.00	31,274,136.00				
Working Fund	-	-	-	(Over)/Under spending	<u>110,108,703</u>	<u>(16,150,716.17)</u>	<u>93,957,986.40</u>
TRA	17,089,274.06	2,915,832.59	20,005,106.65				
CDC	-	-	-				
NCAA	-	-	-				
Others (CDT, BTr Docs Stamp, etc.)	-	-	-				
Less: Notice of Transfer Allocations (NTA)* issued	7,550,000.00	5,000,000.00	12,550,000.00				
Total Disbursements Authorities Available	555,051,450.06	23,958,792.59	579,010,242.65				
Less: Lapsed NCA	5,773,279.91	-	5,773,279.91				
Cancelled checks	2,262,114.67	6,499.94	2,268,614.61				
Disbursements *	447,204,862.16	40,116,008.70	487,320,870.86				
Balance of Disbursements Authorities as of to date	104,335,422.66	(16,150,716.17)	88,184,706.49				

Notes: The use of NTA is discouraged
 * Amounts should tally

Certified Correct:


CANDICE DIANNE B. PARENA
 Agency Chief Accountant
 Date: _____

Approved By:


TIRSO P. PARIAN JR., CESO IV
 Head of Agency or Authorized Representative
 Date: _____

CONSOLIDATED MONTHLY REPORT OF DISBURSEMENTS

For the month of August 2020

Department: Department of Environment and Natural Resources (DENR)
 Agency: Office of the Secretary
 Operating Unit: Region VIII
 Organization Code: 10 001 0300008
 Fund Cluster: 01 Regular Agency Fund


Particulars	Current Year Budget					Prior Year's Budget											SUB-TOTAL	Trust Liabilities				Grand Total					Remarks	
	PS	MOOE	FinEx	CO	TOTAL	Prior Year's Accounts Payable					Current Year's Accounts Payable							TOTAL	PS	MOOE	CO	TOTAL	PS	MOOE	FinEx	CO		TOTAL
						PS	MOOE	FinEx	CO	Sub-Total	PS	MOOE	FinEx	CO	Sub-Total													
1	2	3	4	5	6=(2+3+4+5)	7	8	9	10	11=(7+8+9+10)	12	13	14	15	16=(12+13+14+15)	17=(11+16)	18=(6+17)	19	20	21	22=(19+20+21)	23	24	25	26	27=(23+24+25+26)	28	
CASH DISBURSEMENTS	20,479,904.19	12,979,534.57	-	3,646,062.35	37,105,501.11	-	99,987.50	-	5,312.50	94,675.00	-	-	-	-	-	94,675.00	37,200,176.11	-	-	-	-	20,479,904.19	13,079,522.07	-	3,640,749.85	37,200,176.11		
Notice of Cash Allocation (NCA)	20,479,904.19	12,979,534.57	-	3,646,062.35	37,105,501.11	-	99,987.50	-	5,312.50	94,675.00	-	-	-	-	-	94,675.00	37,200,176.11	-	-	-	-	20,479,904.19	13,079,522.07	-	3,640,749.85	37,200,176.11		
MDS Checks Issued	6,715,205.06	2,854,031.56	-	176,762.35	9,745,998.97	-	48,000.00	-	-	48,000.00	-	-	-	-	-	48,000.00	9,793,998.97	-	-	-	-	6,715,205.06	2,902,031.56	-	176,762.35	9,793,998.97		
Advice to Debit Account	13,764,699.13	10,125,503.01	-	3,469,300.00	27,359,502.14	-	51,987.50	-	5,312.50	46,675.00	-	-	-	-	-	46,675.00	27,406,177.14	-	-	-	-	13,764,699.13	10,177,490.51	-	3,463,987.50	27,406,177.14		
Notice of Transfer Allocations (NTA)	-	-	-	-	-	-	-	-	-	-	-	-	-	-	-	-	-	-	-	-	-	-	-	-	-	-		
MDS Checks Issued	-	-	-	-	-	-	-	-	-	-	-	-	-	-	-	-	-	-	-	-	-	-	-	-	-	-		
Advice to Debit Account	-	-	-	-	-	-	-	-	-	-	-	-	-	-	-	-	-	-	-	-	-	-	-	-	-	-		
Working Fund for FAPs	-	-	-	-	-	-	-	-	-	-	-	-	-	-	-	-	-	-	-	-	-	-	-	-	-	-		
Cash Disbursement Ceiling (CDC)	-	-	-	-	-	-	-	-	-	-	-	-	-	-	-	-	-	-	-	-	-	-	-	-	-	-		
TOTAL CASH DISBURSEMENTS	20,479,904.19	12,979,534.57	-	3,646,062.35	37,105,501.11	-	99,987.50	-	5,312.50	94,675.00	-	-	-	-	-	94,675.00	37,200,176.11	-	-	-	-	20,479,904.19	13,079,522.07	-	3,640,749.85	37,200,176.11		
NON-CASH DISBURSEMENTS	1,279,521.32	522,886.66	-	1,016,927.55	2,819,335.53	-	52,434.56	-	44,062.50	96,497.06	-	-	-	-	-	96,497.06	2,915,832.59	-	-	-	-	1,279,521.32	575,321.22	-	1,060,990.05	2,915,832.59		
Tax Remittance Advices Issued (TRA)	1,279,521.32	522,886.66	-	1,016,927.55	2,819,335.53	-	52,434.56	-	44,062.50	96,497.06	-	-	-	-	-	96,497.06	2,915,832.59	-	-	-	-	1,279,521.32	575,321.22	-	1,060,990.05	2,915,832.59		
Non-Cash Availment Authority (NCAA)	-	-	-	-	-	-	-	-	-	-	-	-	-	-	-	-	-	-	-	-	-	-	-	-	-	-		
Disbursements effected through outright deductions from claims (please specify...)	-	-	-	-	-	-	-	-	-	-	-	-	-	-	-	-	-	-	-	-	-	-	-	-	-	-		
Overpayment of expenses(e.g. personnel benefits)	-	-	-	-	-	-	-	-	-	-	-	-	-	-	-	-	-	-	-	-	-	-	-	-	-	-		
Restitution for loss of government property	-	-	-	-	-	-	-	-	-	-	-	-	-	-	-	-	-	-	-	-	-	-	-	-	-	-		
Liquidated damages and similar claims	-	-	-	-	-	-	-	-	-	-	-	-	-	-	-	-	-	-	-	-	-	-	-	-	-	-		
Others(TEF, BTr-Documentary Stamp Tax, etc.)	-	-	-	-	-	-	-	-	-	-	-	-	-	-	-	-	-	-	-	-	-	-	-	-	-	-		
TOTAL NON-CASH DISBURSEMENTS	1,279,521.32	522,886.66	-	1,016,927.55	2,819,335.53	-	52,434.56	-	44,062.50	96,497.06	-	-	-	-	-	96,497.06	2,915,832.59	-	-	-	-	1,279,521.32	575,321.22	-	1,060,990.05	2,915,832.59		
GRAND TOTAL	21,759,425.51	13,502,421.23	-	4,662,989.90	39,924,836.64	-	152,422.06	-	38,750.00	191,172.06	-	-	-	-	-	191,172.06	40,116,008.70	-	-	-	-	21,759,425.51	13,654,843.29	-	4,701,739.90	40,116,008.70		

SUMMARY


Particulars	Previous Report	This Month	As at Date
(1)	(2)	(3)	(4)
Total Disbursement Authorities Received			
NCA	520,028,000.00	20,253,000.00	540,281,000.00
NTA	25,484,176.00	5,789,960.00	31,274,136.00
Working Fund	-	-	-
TRA	17,089,274.06	2,915,832.59	20,005,106.65
Less: Notice of Transfer of Allocations (NTA)* issued	7,550,000.00	5,000,000.00	12,550,000.00
Total Disbursement Authorities Available	555,051,450.06	23,958,792.59	579,010,242.65
Less:			
Lapsed NCA	5,773,279.91	-	5,773,279.91
Disbursements	447,204,862.16	40,116,008.70	487,320,870.86
Less: Other Non-Cash Disbursements	-	-	-
Add/Less: Adjustments (e.g. cancelled/staled checks)	2,262,114.67	6,499.94	2,268,614.61
Balance of Disbursement Authorities as at date	104,335,422.66	16,150,716.17	88,184,706.49
Total Disbursements Program	557,313,564.73	23,965,292.53	581,278,857.26
Less: *Actual Disbursements	447,204,862.16	40,116,008.70	487,320,870.86
(Over)/Under spending	110,108,702.57	16,150,716.17	93,957,986.40

Notes: * The use of NTA is discouraged
 Notes: ** Amounts should tally with the grand total disbursement (column 27).


Certified Correct:


CANDICE DIANNE B. PARENA
 Chief, Accounting Section
 Date: _____

Recommending Approval:


SONIA Q. MEJIDO
 OIC-Chief, Finance Division
 Date: _____

Approved By:


TIRSO P. PARIAN JR, CESO IV
 OIC,Regional Executive Director
 Date: _____