

CONSOLIDATED MONTHLY REPORT OF DISBURSEMENTS

For the month of December 2019

Department: Department of Environment and Natural Resources (DENR)  
 Agency: Office of the Secretary  
 Operating Unit: Region VIII  
 Organization Code: 10 001 0300008  
 Fund Cluster: 01 Regular Agency Fund



Particulars	Current Year Budget					Prior Year's Budget										SUB-TOTAL	Trust Liabilities				Grand Total					Remarks	
	PS	MOOE	FinEx	CO	TOTAL	Prior Year's Accounts Payable					Current Year's Accounts Payable						TOTAL	PS	MOOE	CO	TOTAL	PS	MOOE	FinEx	CO		TOTAL
						PS	MOOE	FinEx	CO	Sub-Total	PS	MOOE	FinEx	CO	Sub-Total												
1	2	3	4	5	6=(2+3+4+5)	7	8	9	10	11=(7+8+9+10)	12	13	14	15	16=(12+13+14+15)	17=(11+16)	18=(6+17)	19	20	21	22=(19+20+21)	23	24	25	26	27=(23+24+25+26)	28
CASH DISBURSEMENTS	68,198,654.13	59,354,520.90	-	18,217,369.96	145,770,544.99	-	505,189.85	-	14,259,953.47	14,765,143.32	-	-	-	-	14,765,143.32	160,535,688.31	-	-	-	-	68,198,654.13	59,859,710.75	-	32,477,323.43	160,535,688.31		
Notice of Cash Allocation (NCA)	68,198,654.13	59,354,520.90	-	18,217,369.96	145,770,544.99	-	505,189.85	-	14,259,953.47	14,765,143.32	-	-	-	-	14,765,143.32	160,535,688.31	-	-	-	-	68,198,654.13	59,859,710.75	-	32,477,323.43	160,535,688.31		
MDS Checks issued	26,598,325.81	28,886,224.31	-	9,663,819.60	65,148,369.82	-	430,176.88	-	8,444,396.15	8,874,573.03	-	-	-	-	8,874,573.03	74,022,942.85	-	-	-	-	26,598,325.81	29,316,401.19	-	18,108,215.75	74,022,942.85		
Advice to Debt Account	41,600,328.22	30,468,296.59	-	8,553,550.36	80,622,175.17	-	75,012.97	-	5,815,557.32	5,890,570.29	-	-	-	-	5,890,570.29	86,512,745.46	-	-	-	-	41,600,328.22	30,543,309.56	-	14,369,107.68	86,512,745.46		
Notice of Transfer Allocations (NTA)	-	-	-	-	-	-	-	-	-	-	-	-	-	-	-	-	-	-	-	-	-	-	-	-	-	-	
MDS Checks Issued	-	-	-	-	-	-	-	-	-	-	-	-	-	-	-	-	-	-	-	-	-	-	-	-	-	-	
Advice to Debt Account	-	-	-	-	-	-	-	-	-	-	-	-	-	-	-	-	-	-	-	-	-	-	-	-	-	-	
Working Fund for FAPs	-	-	-	-	-	-	-	-	-	-	-	-	-	-	-	-	-	-	-	-	-	-	-	-	-	-	
Cash Disbursement Ceiling (CDC)	-	-	-	-	-	-	-	-	-	-	-	-	-	-	-	-	-	-	-	-	-	-	-	-	-	-	
TOTAL CASH DISBURSEMENTS	68,198,654.13	59,354,520.90	-	18,217,369.96	145,770,544.99	-	505,189.85	-	14,259,953.47	14,765,143.32	-	-	-	-	14,765,143.32	160,535,688.31	-	-	-	-	68,198,654.13	59,859,710.75	-	32,477,323.43	160,535,688.31		
NON-CASH DISBURSEMENTS	1,475,774.55	1,363,960.48	-	836,510.39	3,676,245.42	-	2,108.57	-	84,750.82	86,859.39	-	-	-	-	86,859.39	3,763,104.81	-	-	-	-	1,475,774.55	1,366,069.05	-	921,261.21	3,763,104.81		
Tax Remittance Advances Issued (TRA)	1,475,774.55	1,363,960.48	-	836,510.39	3,676,245.42	-	2,108.57	-	84,750.82	86,859.39	-	-	-	-	86,859.39	3,763,104.81	-	-	-	-	1,475,774.55	1,366,069.05	-	921,261.21	3,763,104.81		
Non-Cash Availment Authority (NCAA)	-	-	-	-	-	-	-	-	-	-	-	-	-	-	-	-	-	-	-	-	-	-	-	-	-	-	
Disbursements effected through outright deductions from claims (please specify...)	-	-	-	-	-	-	-	-	-	-	-	-	-	-	-	-	-	-	-	-	-	-	-	-	-	-	
Overpayment of expenses (e.g. personnel benefits)	-	-	-	-	-	-	-	-	-	-	-	-	-	-	-	-	-	-	-	-	-	-	-	-	-	-	
Restitution for loss of government property	-	-	-	-	-	-	-	-	-	-	-	-	-	-	-	-	-	-	-	-	-	-	-	-	-	-	
Liquidated damages and similar claims	-	-	-	-	-	-	-	-	-	-	-	-	-	-	-	-	-	-	-	-	-	-	-	-	-	-	
Others (TEF, BTR-Documentary Stamp Tax, etc.)	-	-	-	-	-	-	-	-	-	-	-	-	-	-	-	-	-	-	-	-	-	-	-	-	-	-	
TOTAL NON-CASH DISBURSEMENTS	1,475,774.55	1,363,960.48	-	836,510.39	3,676,245.42	-	2,108.57	-	84,750.82	86,859.39	-	-	-	-	86,859.39	3,763,104.81	-	-	-	-	1,475,774.55	1,366,069.05	-	921,261.21	3,763,104.81		
GRAND TOTAL	69,674,428.68	60,718,481.38	-	19,053,880.35	149,446,790.41	-	507,298.42	-	14,344,704.29	14,852,002.71	-	-	-	-	14,852,002.71	164,298,793.12	-	-	-	-	69,674,428.68	61,225,779.80	-	33,398,584.64	164,298,793.12		

SUMMARY


Particulars	Previous Report	This Month	As at Date
(1)	(2)	(3)	(4)
Total Disbursement Authorities Received			
NCA	838,781,882.00	112,365,438.00	951,147,320.00
NTA	-	-	-
Working Fund	-	-	-
TRA	27,022,691.73	3,763,104.81	30,785,796.54
Less: Notice of Transfer of Allocations (NTA)* issued	8,299,198.00	19,095,000.00	27,394,198.00
Total Disbursement Authorities Available	857,505,375.73	97,033,542.81	954,538,918.54
Less:			
Lapsed NCA	4,127,113.75	94.43	4,127,208.18
Disbursements	786,112,917.24	164,298,793.12	950,411,710.36
Less: Other Non-Cash Disbursements	-	-	-
Balance of Disbursement Authorities as at date	67,265,344.74	67,265,344.74	0.00
Total Disbursements Program	857,505,375.73	97,033,542.81	954,538,918.54
Less: *Actual Disbursements	786,112,917.24	164,298,793.12	950,411,710.36
(Over)/Under spending	71,392,458.49	67,265,250.31	4,127,208.18

Notes: \* The use of NTA is discouraged  
 Notes: \*\* Amounts should tally with the grand total disbursement (column 27).


Certified Correct:

  
 CANDICE DIANNEIB. PARENA  
 Chief, Accounting Section  
 Date: \_\_\_\_\_

Recommending Approval:

  
 ARTURO N. SALAZAR, D.M.  
 Assistant Regional Director for Management Services  
 Date: \_\_\_\_\_

Approved By:

  
 TIRSO P. PARIAN JR, CESO IV  
 OIC, Regional Executive Director  
 Date: \_\_\_\_\_

