

Department of Environment and Natural Resources
STATEMENT OF APPROPRIATIONS, ALLOTMENTS, OBLIGATIONS, DISBURSEMENTS AND BALANCES
As of March 31, 2019
FUND 101 - CURRENT

Department : ENVIRONMENT AND NATURAL RESOURCES
Agency : OFFICE OF THE SECRETARY
Operating Unit : REGION VIII
Organization Code (UACS) : 10 001 03 00008
Funding Source Code (As clustered) : 01 1 01 101

FAR No. 1




Current Year Appropriations
Supplemental Appropriations
Continuing Appropriations

PROGRAM / ACTIVITY / PROJECT	UACS CODE	TOTAL																												
		APPROPRIATIONS			ALLOTMENTS			CURRENT YEAR OBLIGATIONS					CURRENT YEAR DISBURSEMENTS					BALANCES												
		Authorized Appropriations	Adjustments (Transfer To) From, Realignment	Adjusted Appropriations	Allotment Received	Adjustments (Withdrawals, Realignment)	(Transfer To)	Transfer From	Adjusted Total Allotments	1st Quarter Ending March 31	2nd Quarter Ending June 30	3rd Quarter Ending Sept 30	4th Quarter Ending Dec 31	Total	1st Quarter Ending March 31	2nd Quarter Ending June 30	3rd Quarter Ending Sept 30	4th Quarter Ending Dec 31	Total	Unreleased Appropriation	Unobligated Allotments	Unpaid Obligations								
(3)	(4)	5=(3+4)	(6)	(7)	(8)	(9)	10=[6+(-)7]-8+9	(11)	(12)	(13)	(14)	(15=-11+12+13+14)	(16)	(17)	(18)	(19)	20=16+17+18+19	1=-5-11	22=(10-15)	Due and Demandable	Not Yet Due and Demandable									
Formulation and Monitoring of ENR Sector Policies, Plans, Programs and Projects	00000100005000	-	-	-	-	-	-	-	-	-	-	-	-	5,492,461.61	-	-	-	-	5,492,461.61	4,904,737.50	-	-	-	-	4,904,737.50	-	(5,492,461.61)	-	587,724.110	
PERSONNEL SERVICES	5010000000	-	-	-	-	-	-	-	-	-	-	-	-	4,179,015.58	-	-	-	-	4,179,015.58	4,094,469.63	-	-	-	-	4,094,469.63	-	(4,179,015.58)	-	84,545,950	
REGULAR	5010000000	-	-	-	-	-	-	-	-	-	-	-	-	3,920,859.46	-	-	-	-	3,920,859.46	3,836,313.51	-	-	-	-	3,836,313.51	-	(3,920,859.46)	-	84,545,950	
RLP	5010301000	-	-	-	-	-	-	-	-	-	-	-	-	258,156.12	-	-	-	-	258,156.12	258,156.12	-	-	-	-	258,156.12	-	(258,156.12)	-	-	
MAINTENANCE AND OTHER OPERATING EXPENSES	5020000000	-	-	-	-	-	-	-	-	-	-	-	-	1,313,446.03	-	-	-	-	1,313,446.03	810,267.87	-	-	-	-	810,267.87	-	(1,313,446.03)	-	503,178,160	
CAPITAL OUTLAYS	5060000000	-	-	-	-	-	-	-	-	-	-	-	-	-	-	-	-	-	-	-	-	-	-	-	-	-	-	-	-	
FINANCIAL EXPENSES	5030000000	-	-	-	-	-	-	-	-	-	-	-	-	-	-	-	-	-	-	-	-	-	-	-	-	-	-	-	-	
SUB-TOTAL, SUPPORT TO OPERATIONS	00000000000000	-	-	-	-	-	-	-	-	-	-	-	-	8,835,085.92	-	-	-	-	8,835,085.92	8,004,075.05	-	-	-	-	8,004,075.05	-	(8,835,085.92)	-	831,010,870	
PERSONNEL SERVICES	5010000000	-	-	-	-	-	-	-	-	-	-	-	-	6,553,837.91	-	-	-	-	6,553,837.91	6,469,291.96	-	-	-	-	6,469,291.96	-	(6,553,837.91)	-	84,545,950	
REGULAR	5010000000	-	-	-	-	-	-	-	-	-	-	-	-	6,249,894.35	-	-	-	-	6,249,894.35	6,165,348.40	-	-	-	-	6,165,348.40	-	(6,249,894.35)	-	84,545,950	
RLP	5010301000	-	-	-	-	-	-	-	-	-	-	-	-	303,943.56	-	-	-	-	303,943.56	303,943.56	-	-	-	-	303,943.56	-	(303,943.56)	-	-	
MAINTENANCE AND OTHER OPERATING EXPENSES	5020000000	-	-	-	-	-	-	-	-	-	-	-	-	2,281,248.01	-	-	-	-	2,281,248.01	1,534,783.09	-	-	-	-	1,534,783.09	-	(2,281,248.01)	-	746,464,920	
CAPITAL OUTLAYS	5060000000	-	-	-	-	-	-	-	-	-	-	-	-	-	-	-	-	-	-	-	-	-	-	-	-	-	-	-	-	
FINANCIAL EXPENSES	5030000000	-	-	-	-	-	-	-	-	-	-	-	-	-	-	-	-	-	-	-	-	-	-	-	-	-	-	-	-	
OPERATIONS	00000000000000	-	-	-	-	-	-	-	-	-	-	-	-	-	-	-	-	-	-	-	-	-	-	-	-	-	-	-	-	-
NATURAL RESOURCES SUSTAINABLY MANAGED	10000000000000	-	-	-	-	-	-	-	-	-	-	-	-	-	-	-	-	-	-	-	-	-	-	-	-	-	-	-	-	-
NATURAL RESOURCES ENFORCEMENT AND REGULATORY PROGRAM	10100000000000	-	-	-	-	-	-	-	-	-	-	-	-	-	-	-	-	-	-	-	-	-	-	-	-	-	-	-	-	-
Natural Resources Management Arrangement/Agreement and Permit Issuance	10100100001000	-	-	-	-	-	-	-	-	-	-	-	-	9,409,171.51	-	-	-	-	9,409,171.51	8,162,530.38	-	-	-	-	8,162,530.38	-	(9,409,171.51)	-	1,246,641,130	
PERSONNEL SERVICES	5010000000	-	-	-	-	-	-	-	-	-	-	-	-	6,188,118.62	-	-	-	-	6,188,118.62	6,096,383.71	-	-	-	-	6,096,383.71	-	(6,188,118.62)	-	91,734,910	
REGULAR	5010000000	-	-	-	-	-	-	-	-	-	-	-	-	5,845,369.10	-	-	-	-	5,845,369.10	5,753,634.19	-	-	-	-	5,753,634.19	-	(5,845,369.10)	-	91,734,910	
RLP	5010301000	-	-	-	-	-	-	-	-	-	-	-	-	342,749.52	-	-	-	-	342,749.52	342,749.52	-	-	-	-	342,749.52	-	(342,749.52)	-	-	
MAINTENANCE AND OTHER OPERATING EXPENSES	5020000000	-	-	-	-	-	-	-	-	-	-	-	-	3,221,052.89	-	-	-	-	3,221,052.89	2,066,146.67	-	-	-	-	2,066,146.67	-	(3,221,052.89)	-	1,154,906,220	
CAPITAL OUTLAYS	5060000000	-	-	-	-	-	-	-	-	-	-	-	-	-	-	-	-	-	-	-	-	-	-	-	-	-	-	-	-	-
FINANCIAL EXPENSES	5030000000	-	-	-	-	-	-	-	-	-	-	-	-	-	-	-	-	-	-	-	-	-	-	-	-	-	-	-	-	-
Operations against illegal environment and natural resources activities	10100100002000	-	-	-	-	-	-	-	-	-	-	-	-	237,779.24	-	-	-	-	237,779.24	237,779.24	-	-	-	-	237,779.24	-	(237,779.24)	-	-	
PERSONNEL SERVICES	5010000000	-	-	-	-	-	-	-	-	-	-	-	-	-	-	-	-	-	-	-	-	-	-	-	-	-	-	-	-	-
REGULAR	5010000000	-	-	-	-	-	-	-	-	-	-	-	-	-	-	-	-	-	-	-	-	-	-	-	-	-	-	-	-	-
RLP	5010301000	-	-	-	-	-	-	-	-	-	-	-	-	-	-	-	-	-	-	-	-	-	-	-	-	-	-	-	-	-
MAINTENANCE AND OTHER OPERATING EXPENSES	5020000000	-	-	-	-	-	-	-	-	-	-	-	-	237,779.24	-	-	-	-	237,779.24	237,779.24	-	-	-	-	237,779.24	-	(237,779.24)	-	-	
CAPITAL OUTLAYS	5060000000	-	-	-	-	-	-	-	-	-	-	-	-	-	-	-	-	-	-	-	-	-	-	-	-	-	-	-	-	-
FINANCIAL EXPENSES	5030000000	-	-	-	-	-	-	-	-	-	-	-	-	-	-	-	-	-	-	-	-	-	-	-	-	-	-	-	-	-
TOTAL - NATURAL RESOURCES ENFORCEMENT AND REGULATORY PROGRAM	10100000000000	-	-	-	-	-	-	-	-	-	-	-	-	9,646,950.75	-	-	-	-	9,646,950.75	8,400,309.62	-	-	-	-	8,400,309.62	-	(9,646,950.75)	-	1,246,641,130	
PERSONNEL SERVICES	5010000000	-	-	-	-	-	-	-	-	-	-	-	-	6,188,118.62	-	-	-	-	6,188,118.62	6,096,383.71	-	-	-	-	6,096,383.71	-	(6,188,118.62)	-	91,734,910	
REGULAR	5010000000	-	-	-	-	-	-	-	-	-	-	-	-	5,845,369.10	-	-	-	-	5,845,369.10	5,753,634.19	-	-	-	-	5,753,634.19	-	(5,845,369.10)	-	91,734,910	
RLP	5010301000	-	-	-	-	-	-	-	-	-	-	-	-	342,749.52	-	-	-	-	342,749.52	342,749.52	-	-	-	-	342,749.52	-	(342,749.52)	-	-	
MAINTENANCE AND OTHER OPERATING EXPENSES	5020000000	-	-	-	-	-	-	-	-	-	-	-	-	3,458,832.13	-	-	-	-	3,458,832.13	2,303,925.91	-	-	-	-	2,303,925.91	-	(3,458,832.13)	-	1,154,906,220	
CAPITAL OUTLAYS	5060000000	-	-	-	-	-	-	-	-	-	-	-	-	-	-	-	-	-	-	-	-	-	-	-	-	-	-	-	-	-
FINANCIAL EXPENSES	5030000000	-	-	-	-	-	-	-	-	-	-	-	-	-	-	-	-	-	-	-	-	-	-	-	-	-	-	-	-	-
NATURAL RESOURCES CONSERVATION AND DEVELOPMENT PROGRAM	10200000000000	-	-	-	-	-	-	-	-	-	-	-	-	-	-	-	-	-	-	-	-	-	-	-	-	-	-	-	-	-
Protected Areas, Caves and Wetlands Development and Management Sub-Program	10201000000000	-	-	-	-	-	-	-	-	-	-	-	-	16,913,439.83	-	-	-	-	16,913,439.83	15,413,756.37	-	-	-	-	15,413,756.37	-	(16,913,439.83)	-	1,499,683,460	
Protected Areas Development and Management Sub-Program	10201100001000	-	-	-	-	-	-	-	-	-	-	-	-	10,485,670.39	-	-	-	-	10,485,670.39	10,398,214.47	-	-	-	-	10,398,214.47	-	(10,485,670.39)	-	87,455,920	
PERSONNEL SERVICES	5010000000	-	-	-	-	-	-	-	-	-	-	-	-	9,972,471.43	-	-	-	-	9,972,471.43	9,885,015.51	-	-	-	-	9,885,015.51	-	(9,972,471.43)	-	87,455,920	
REGULAR	5010000000	-	-	-	-	-	-	-	-	-	-	-	-	9,972,471.43	-	-	-	-	9,972,471.43	9,885,015.51	-	-	-	-	9,885,015.51	-	(9,972,471.43)	-	87,455,920	
RLP	5010301000	-	-	-	-	-	-	-	-	-	-	-	-	513,198.96	-	-	-	-	513,198.96	513,198.96	-	-	-	-	513,198.96	-	(513,198.96)	-	-	
MAINTENANCE AND OTHER OPERATING EXPENSES	5020000000	-	-	-	-	-	-	-	-	-	-	-	-	6,427,769.44	-	-	-	-	6,427,769.44	5,015,541.90	-	-	-	-	5,015,541.90	-	(6,427,769.44)	-	1,412,227,540	
CAPITAL OUTLAYS	5060000000	-	-	-	-	-	-	-	-	-	-	-	-	-	-	-	-	-	-	-	-	-	-	-	-	-	-	-	-	-
FINANCIAL EXPENSES	5030000000	-																												

Department of Environment and Natural Resources
STATEMENT OF APPROPRIATIONS, ALLOTMENTS, OBLIGATIONS, DISBURSEMENTS AND BALANCES
As of March 31, 2019
FUND 101 - CURRENT

Department : ENVIRONMENT AND NATURAL RESOURCES
 Agency : OFFICE OF THE SECRETARY
 Operating Unit : REGION VIII
 Organization Code (UACS) : 10 001 03 00008
 Funding Source Code (As clustered) : 01 1 01 101

FAR No. 1

 Current Year Appropriations
 Supplemental Appropriations
 Continuing Appropriations

PROGRAM / ACTIVITY / PROJECT (1)	UACS CODE (2)	TOTAL																						
		APPROPRIATIONS			ALLOTMENTS			CURRENT YEAR OBLIGATIONS					CURRENT YEAR DISBURSEMENTS					BALANCES						
		Authorized Appropriations (3)	Adjustments (Transfer To) From, Realignment (4)	Adjusted Appropriations 5=(3+4)	Allotment Received (6)	Adjustments (Withdrawals, Realignment) (7)	(Transfer To) (8)	Transfer From (9)	Adjusted Total Allotments 10=[6+(-)7]-8+9	1st Quarter Ending March 31 (11)	2nd Quarter Ending June 30 (12)	3rd Quarter Ending Sept 30 (13)	4th Quarter Ending Dec 31 (14)	Total (15=11+12+13+14)	1st Quarter Ending March 31 (16)	2nd Quarter Ending June 30 (17)	3rd Quarter Ending Sept 30 (18)	4th Quarter Ending Dec 31 (19)	Total 20=16+17+18+19	Unreleased Appropriat (21)=5-11	Unobligated Allotments (22)=(10-15)	Unpaid Obligations		
																						Due and Demandable (23)	Not Yet Due and Demandable (24)	
CAPITAL OUTLAYS FINANCIAL EXPENSES	5060000000 5030000000	-	-	-	-	-	-	-	-	-	-	-	-	-	-	-	-	-	-	-	-	-	-	
Coastal and Marine Ecosystems Rehabilitation Sub-Program	10203000000000	-	-	-	-	-	-	-	-	-	-	-	-	-	-	-	-	-	-	-	-	-	-	
Management of Coastal and Marine Resources/Areas	10203100001000	-	-	-	-	-	-	-	931,380.19	-	-	-	-	931,380.19	931,380.19	-	-	-	-	-	-	(931,380.190)	-	-
PERSONNEL SERVICES	5010000000	-	-	-	-	-	-	-	-	-	-	-	-	-	-	-	-	-	-	-	-	-	-	-
REGULAR	5010000000	-	-	-	-	-	-	-	-	-	-	-	-	-	-	-	-	-	-	-	-	-	-	-
RLP	5010301000	-	-	-	-	-	-	-	-	-	-	-	-	-	-	-	-	-	-	-	-	-	-	-
MAINTENANCE AND OTHER OPERATING EXPENSES	5020000000	-	-	-	-	-	-	-	931,380.19	-	-	-	-	931,380.19	931,380.19	-	-	-	-	-	-	(931,380.190)	-	-
CAPITAL OUTLAYS	5060000000	-	-	-	-	-	-	-	-	-	-	-	-	-	-	-	-	-	-	-	-	-	-	-
FINANCIAL EXPENSES	5030000000	-	-	-	-	-	-	-	-	-	-	-	-	-	-	-	-	-	-	-	-	-	-	-
SUB-TOTAL - Coastal and Marine Ecosystems Rehabilitation Sub-Program	10203000000000	-	-	-	-	-	-	-	931,380.19	-	-	-	-	931,380.19	931,380.19	-	-	-	-	-	-	(931,380.190)	-	-
PERSONNEL SERVICES	5010000000	-	-	-	-	-	-	-	-	-	-	-	-	-	-	-	-	-	-	-	-	-	-	-
REGULAR	5010000000	-	-	-	-	-	-	-	-	-	-	-	-	-	-	-	-	-	-	-	-	-	-	-
RLP	5010301000	-	-	-	-	-	-	-	-	-	-	-	-	-	-	-	-	-	-	-	-	-	-	-
MAINTENANCE AND OTHER OPERATING EXPENSES	5020000000	-	-	-	-	-	-	-	931,380.19	-	-	-	-	931,380.19	931,380.19	-	-	-	-	-	-	(931,380.190)	-	-
CAPITAL OUTLAYS	5060000000	-	-	-	-	-	-	-	-	-	-	-	-	-	-	-	-	-	-	-	-	-	-	-
FINANCIAL EXPENSES	5030000000	-	-	-	-	-	-	-	-	-	-	-	-	-	-	-	-	-	-	-	-	-	-	-
Land Management Sub-Program	10204000000000	-	-	-	-	-	-	-	-	-	-	-	-	-	-	-	-	-	-	-	-	-	-	-
Land Survey, Disposition and Records Management	10204100001000	-	-	-	-	-	-	-	19,600,238.58	-	-	-	-	19,600,238.58	19,017,897.19	-	-	-	-	-	-	(19,600,238.580)	-	582,341.390
PERSONNEL SERVICES	5010000000	-	-	-	-	-	-	-	16,481,795.77	-	-	-	-	16,481,795.77	16,439,572.09	-	-	-	-	-	-	(16,481,795.770)	-	42,223.680
REGULAR	5010000000	-	-	-	-	-	-	-	14,588,078.95	-	-	-	-	14,588,078.95	14,545,855.27	-	-	-	-	-	-	(14,588,078.950)	-	42,223.680
RLP	5010301000	-	-	-	-	-	-	-	1,893,716.82	-	-	-	-	1,893,716.82	1,893,716.82	-	-	-	-	-	-	(1,893,716.820)	-	-
MAINTENANCE AND OTHER OPERATING EXPENSES	5020000000	-	-	-	-	-	-	-	3,118,442.81	-	-	-	-	3,118,442.81	2,578,325.10	-	-	-	-	-	-	(3,118,442.810)	-	540,117.710
CAPITAL OUTLAYS	5060000000	-	-	-	-	-	-	-	-	-	-	-	-	-	-	-	-	-	-	-	-	-	-	-
FINANCIAL EXPENSES	5030000000	-	-	-	-	-	-	-	-	-	-	-	-	-	-	-	-	-	-	-	-	-	-	-
For the Requirements of the Comprehensive Agrarian Reform Program	10204100002000	-	-	-	-	-	-	-	1,998,536.39	-	-	-	-	1,998,536.39	1,454,346.49	-	-	-	-	-	-	(1,998,536.390)	-	544,189.900
PERSONNEL SERVICES	5010000000	-	-	-	-	-	-	-	1,053,394.00	-	-	-	-	1,053,394.00	1,053,394.00	-	-	-	-	-	-	(1,053,394.000)	-	-
REGULAR	5010000000	-	-	-	-	-	-	-	1,053,394.00	-	-	-	-	1,053,394.00	1,053,394.00	-	-	-	-	-	-	(1,053,394.000)	-	-
RLP	5010301000	-	-	-	-	-	-	-	-	-	-	-	-	-	-	-	-	-	-	-	-	-	-	-
MAINTENANCE AND OTHER OPERATING EXPENSES	5020000000	-	-	-	-	-	-	-	945,142.39	-	-	-	-	945,142.39	400,952.49	-	-	-	-	-	-	(945,142.390)	-	544,189.900
CAPITAL OUTLAYS	5060000000	-	-	-	-	-	-	-	-	-	-	-	-	-	-	-	-	-	-	-	-	-	-	-
FINANCIAL EXPENSES	5030000000	-	-	-	-	-	-	-	-	-	-	-	-	-	-	-	-	-	-	-	-	-	-	-
Program Beneficiaries Development	10204100002000	-	-	-	-	-	-	-	889,852.39	-	-	-	-	889,852.39	345,662.49	-	-	-	-	-	-	(889,852.390)	-	544,189.900
PERSONNEL SERVICES	5010000000	-	-	-	-	-	-	-	-	-	-	-	-	-	-	-	-	-	-	-	-	-	-	-
REGULAR	5010000000	-	-	-	-	-	-	-	-	-	-	-	-	-	-	-	-	-	-	-	-	-	-	-
RLP	5010301000	-	-	-	-	-	-	-	-	-	-	-	-	-	-	-	-	-	-	-	-	-	-	-
MAINTENANCE AND OTHER OPERATING EXPENSES	5020000000	-	-	-	-	-	-	-	889,852.39	-	-	-	-	889,852.39	345,662.49	-	-	-	-	-	-	(889,852.390)	-	544,189.900
CAPITAL OUTLAYS	5060000000	-	-	-	-	-	-	-	-	-	-	-	-	-	-	-	-	-	-	-	-	-	-	-
FINANCIAL EXPENSES	5030000000	-	-	-	-	-	-	-	-	-	-	-	-	-	-	-	-	-	-	-	-	-	-	-
Land Surveys and Disposition	10204100002000	-	-	-	-	-	-	-	1,108,684.00	-	-	-	-	1,108,684.00	1,108,684.00	-	-	-	-	-	-	(1,108,684.000)	-	-
PERSONNEL SERVICES	5010000000	-	-	-	-	-	-	-	1,053,394.00	-	-	-	-	1,053,394.00	1,053,394.00	-	-	-	-	-	-	(1,053,394.000)	-	-
REGULAR	5010000000	-	-	-	-	-	-	-	1,053,394.00	-	-	-	-	1,053,394.00	1,053,394.00	-	-	-	-	-	-	(1,053,394.000)	-	-
RLP	5010301000	-	-	-	-	-	-	-	-	-	-	-	-	-	-	-	-	-	-	-	-	-	-	-
MAINTENANCE AND OTHER OPERATING EXPENSES	5020000000	-	-	-	-	-	-	-	55,290.00	-	-	-	-	55,290.00	55,290.00	-	-	-	-	-	-	(55,290.000)	-	-
CAPITAL OUTLAYS	5060000000	-	-	-	-	-	-	-	-	-	-	-	-	-	-	-	-	-	-	-	-	-	-	-
FINANCIAL EXPENSES	5030000000	-	-	-	-	-	-	-	-	-	-	-	-	-	-	-	-	-	-	-	-	-	-	-
SUB TOTAL - Land Management Sub-Program	10204000000000	-	-	-	-	-	-	-	21,598,774.97	-	-	-	-	21,598,774.97	20,472,243.68	-	-	-	-	-	-	(21,598,774.970)	-	1,126,531.290
PERSONNEL SERVICES	5010000000	-	-	-	-	-	-	-	17,535,189.77	-	-	-	-	17,535,189.77	17,492,966.09	-	-	-	-	-	-	(17,535,189.770)	-	42,223.680
REGULAR	5010000000	-	-	-	-	-	-	-	15,641,472.95	-	-	-	-	15,599,249.27	15,599,249.27	-	-	-	-	-	-	(15,641,472.950)	-	42,223.680
RLP	5010301000	-	-	-	-	-	-	-	1,893,716.82	-	-	-	-	1,893,716.82	1,893,716.82	-	-	-	-	-	-	(1,893,716.820)	-	-
MAINTENANCE AND OTHER OPERATING EXPENSES	5020000000	-	-	-	-	-	-	-	4,063,585.20	-	-	-	-	4,063,585.20	2,979,277.59	-	-	-	-	-	-	(4,063,585.200)	-	1,084,307.610
CAPITAL OUTLAYS	5060000000	-	-	-	-	-	-	-	-	-	-	-	-	-	-	-	-	-	-	-	-	-	-	-
FINANCIAL EXPENSES	5030000000	-	-	-	-	-	-	-	-	-	-	-	-	-	-	-	-	-	-	-	-	-	-	-
Forest and Watershed Management Sub-Program	10205000000000	-	-	-	-	-	-	-	-	-	-	-	-	-	-	-	-	-	-	-	-	-	-	-
Forest Development, Rehabilitation and Maintenance and Protection	10205100001000	-	-	-	-	-	-	-	38,985,265.27	-	-	-	-	38,985,265.27	27,749,429.18	-	-	-	-	-	-	(38,985,265.270)	-	11,235,836.090

Department of Environment and Natural Resources
 STATEMENT OF APPROPRIATIONS, ALLOTMENTS, OBLIGATIONS, DISBURSEMENTS AND BALANCES
 As of March 31, 2019
 FUND 101 - CURRENT

Department : ENVIRONMENT AND NATURAL RESOURCES
 Agency : OFFICE OF THE SECRETARY
 Operating Unit : REGION VIII
 Organization Code (UACS) : 10 001 03 00008
 Funding Source Code (As clustered) : 01 1 01 101

FAR No. 1

Current Year Appropriations
 Supplemental Appropriations
 Continuing Appropriations

PROGRAM / ACTIVITY / PROJECT (1)	UACS CODE (2)	TOTAL																																			
		APPROPRIATIONS			ALLOTMENTS						CURRENT YEAR OBLIGATIONS					CURRENT YEAR DISBURSEMENTS				BALANCES																	
		Authorized Appropriations (3)	Adjustments (Transfer To) From, Realignment (4)	Adjusted Appropriations 5=(3+4)	Allotment Received (6)	Adjustments (Withdrawals, Realignment) (7)	(Transfer To) (8)	Transfer From (9)	Adjusted Total Allotments 10=[(6+)-(7)-8+9]	1st Quarter Ending March 31 (11)	2nd Quarter Ending June 30 (12)	3rd Quarter Ending Sept 30 (13)	4th Quarter Ending Dec 31 (14)	Total (15=11+12+13+14)	1st Quarter Ending March 31 (16)	2nd Quarter Ending June 30 (17)	3rd Quarter Ending Sept 30 (18)	4th Quarter Ending Dec 31 (19)	Total (20=16+17+18+19)	Unreleased Appropriat (21)=(5-11)	Unpaid Obligations																
																					Unobligated Allotments (22)=(10-15)	Due and Demandable (23)	Not Yet Due and Demandable (24)														
PERSONNEL SERVICES REGULAR R/LP MAINTENANCE AND OTHER OPERATING EX CAPITAL OUTLAYS FINANCIAL EXPENSES	5010000000 5010000000 5010301000 5020000000 5060000000 5030000000	-	-	-	-	-	-	-	-	-	-	-	21,179,944.04	18,935,945.87	2,243,998.17	8,118,453.73	9,686,867.50	-	21,179,944.04	18,935,945.87	2,243,998.17	8,118,453.73	9,686,867.50	-	-	-	-	21,081,914.73	18,837,916.56	2,243,998.17	5,896,646.95	770,867.50	-	(21,179,944.04)	-	98,029,310	-
Soil Conservation and Watershed Management including River Basin and Management and Development	10205100002000	-	-	-	-	-	-	-	-	-	-	-	-	226,616.65	-	-	-	-	-	226,616.65	-	-	-	-	226,616.65	-	-	-	-	226,616.65	-	(226,616.65)	-	-	-		
MAINTENANCE AND OTHER OPERATING EX CAPITAL OUTLAYS FINANCIAL EXPENSES	5020000000 5060000000 5030000000	-	-	-	-	-	-	-	-	-	-	-	-	226,616.65	-	-	-	-	-	226,616.65	-	-	-	-	226,616.65	-	-	-	-	226,616.65	-	(226,616.65)	-	-	-		
SUB TOTAL - Forest and Watershed Management Sub-Program	10205000000000	-	-	-	-	-	-	-	-	-	-	-	-	39,211,881.92	-	-	-	-	-	39,211,881.92	-	-	-	-	27,976,045.83	-	-	-	-	27,976,045.83	-	(39,211,881.92)	-	-	11,235,836.090		
PERSONNEL SERVICES REGULAR R/LP MAINTENANCE AND OTHER OPERATING EX CAPITAL OUTLAYS FINANCIAL EXPENSES	5010000000 5010000000 5010301000 5020000000 5060000000 5030000000	-	-	-	-	-	-	-	-	-	-	-	21,179,944.04	18,935,945.87	2,243,998.17	8,345,070.38	9,686,867.50	-	21,179,944.04	18,935,945.87	2,243,998.17	8,345,070.38	9,686,867.50	-	-	-	-	21,081,914.73	18,837,916.56	2,243,998.17	6,123,263.60	770,867.50	-	(21,179,944.04)	-	98,029,310	-
TOTAL - NATURAL RESOURCES CONSERVATION AND DEVELOPMENT PROGRAM	10200000000000	-	-	-	-	-	-	-	-	-	-	-	-	78,742,011.09	-	-	-	-	-	78,742,011.09	-	-	-	-	64,848,278.57	-	-	-	-	64,848,278.57	-	(78,742,011.09)	-	-	13,893,732.520		
PERSONNEL SERVICES REGULAR R/LP MAINTENANCE AND OTHER OPERATING EX CAPITAL OUTLAYS FINANCIAL EXPENSES	5010000000 5010000000 5010301000 5020000000 5060000000 5030000000	-	-	-	-	-	-	-	-	-	-	-	49,200,804.20	44,549,890.25	4,650,913.95	19,854,339.39	9,686,867.50	-	49,200,804.20	44,549,890.25	4,650,913.95	19,854,339.39	9,686,867.50	-	-	-	-	48,973,095.29	44,322,181.34	4,650,913.95	15,104,315.78	770,867.50	-	(49,200,804.20)	-	227,708,910	-
TOTAL - NATURAL RESOURCES SUSTAINABLY MANAGED	10000000000000	-	-	-	-	-	-	-	-	-	-	-	-	88,388,961.84	-	-	-	-	-	88,388,961.84	-	-	-	-	73,248,588.19	-	-	-	-	73,248,588.19	-	(88,388,961.84)	-	-	15,140,373.650		
PERSONNEL SERVICES REGULAR R/LP MAINTENANCE AND OTHER OPERATING EX CAPITAL OUTLAYS FINANCIAL EXPENSES	5010000000 5010000000 5010301000 5020000000 5060000000 5030000000	-	-	-	-	-	-	-	-	-	-	-	55,388,922.82	50,395,259.35	4,993,663.47	23,313,171.52	9,686,867.50	-	55,388,922.82	50,395,259.35	4,993,663.47	23,313,171.52	9,686,867.50	-	-	-	-	55,069,479.00	50,075,815.53	4,993,663.47	17,408,241.69	770,867.50	-	(55,388,922.82)	-	319,443,820	-
ADAPTIVE CAPACITIES OF HUMAN COMMUNITIES AND NATURAL SYSTEMS IMPROVED	20000000000000	-	-	-	-	-	-	-	-	-	-	-	-	-	-	-	-	-	-	-	-	-	-	-	-	-	-	-	-	-	-	-	-	-	-		
ENVIRONMENTAL AND NATURAL RESOURCES RESILIENCY PROGRAM	20300000000000	-	-	-	-	-	-	-	-	-	-	-	-	-	-	-	-	-	-	-	-	-	-	-	-	-	-	-	-	-	-	-	-	-	-		
Natural Resources Assessment	20300100001000	-	-	-	-	-	-	-	-	-	-	-	-	-	-	-	-	-	-	-	-	-	-	-	-	-	-	-	-	-	-	-	-	-	-		
PERSONNEL SERVICES REGULAR R/LP MAINTENANCE AND OTHER OPERATING EX CAPITAL OUTLAYS FINANCIAL EXPENSES	5010000000 5010000000 5010301000 5020000000 5060000000 5030000000	-	-	-	-	-	-	-	-	-	-	-	-	-	-	-	-	-	-	-	-	-	-	-	-	-	-	-	-	-	-	-	-	-	-	-	
SUB-TOTAL, OPERATIONS	00000000000000	-	-	-	-	-	-	-	-	-	-	-	-	88,388,961.84	-	-	-	-	-	88,388,961.84	-	-	-	-	73,248,588.19	-	-	-	-	73,248,588.19	-	(88,388,961.84)	-	-	15,140,373.650		
PERSONNEL SERVICES REGULAR R/LP MAINTENANCE AND OTHER OPERATING EX CAPITAL OUTLAYS FINANCIAL EXPENSES	5010000000 5010000000 5010301000 5020000000 5060000000 5030000000	-	-	-	-	-	-	-	-	-	-	-	55,388,922.82	50,395,259.35	4,993,663.47	23,313,171.52	9,686,867.50	-	55,388,922.82	50,395,259.35	4,993,663.47	23,313,171.52	9,686,867.50	-	-	-	-	55,069,479.00	50,075,815.53	4,993,663.47	17,408,241.69	770,867.50	-	(55,388,922.82)	-	319,443,820	-
A. AGENCY SPECIFIC BUDGET/AUTOMATIC APPROPRIATIONS (R/LP)		-	-	-	-	-	-	-	-	-	-	-	130,364,530.96	-	-	-	-	-	130,364,530.96	-	-	-	-	110,709,248.40	-	-	-	-	110,709,248.40	-	(130,364,530.96)	-	-	19,655,282.560			
PERSONNEL SERVICES REGULAR R/LP MAINTENANCE AND OTHER OPERATING EX CAPITAL OUTLAYS	5010000000 5010000000 5010301000 5020000000 5060000000	-	-	-	-	-	-	-	-	-	-	-	82,379,539.60	75,047,651.33	7,331,888.27	37,410,285.86	10,574,705.50	-	82,379,539.60	75,047,651.33	7,331,888.27	37,410,285.86	10,574,705.50	-	-	-	-	81,898,196.38	74,568,308.11	7,331,888.27	27,675,698.09	1,135,353.93	-	(82,379,539.60)	-	481,343,220	-

Department of Environment and Natural Resources
STATEMENT OF APPROPRIATIONS, ALLOTMENTS, OBLIGATIONS, DISBURSEMENTS AND BALANCES
 As of March 31, 2019
 FUND 101 - CURRENT

Department : ENVIRONMENT AND NATURAL RESOURCES
 Agency : OFFICE OF THE SECRETARY
 Operating Unit : REGION VIII
 Organization Code (UACS) : 10 001 03 00008
 Funding Source Code (As clustered) : 01 1 01 101

FAR No. 1

	Current Year Appropriations
	Supplemental Appropriations
	Continuing Appropriations

PROGRAM / ACTIVITY / PROJECT (1)	UACS CODE (2)	TOTAL																					
		APPROPRIATIONS			ALLOTMENTS			CURRENT YEAR OBLIGATIONS					CURRENT YEAR DISBURSEMENTS					BALANCES					
		Authorized Appropriations	Adjustments (Transfer (To) From, Realignment)	Adjusted Appropriations	Allotment Received	Adjustments (Withdrawals, Realignment)	(Transfer To)	Transfer From	Adjusted Total Allotments	1st Quarter Ending March 31	2nd Quarter Ending June 30	3rd Quarter Ending Sept 30	4th Quarter Ending Dec 31	Total	1st Quarter Ending March 31	2nd Quarter Ending June 30	3rd Quarter Ending Sept 30	4th Quarter Ending Dec 31	Total	Unrel eased Appr opriat	Unobligated Allotments	Unpaid Obligations	
		(3)	(4)	5=(3+4)	(6)	(7)	(8)	(9)	10=[(6+)-(7)-8+9]	(11)	(12)	(13)	(14)	(15=11+12+13+14)	(16)	(17)	(18)	(19)	20=16+17+18+19	21=(5-11)	22=(10-15)	(23)	(24)
R/LP	5010301000	-	-	-	-	-	-	-	-	-	-	-	-	-	-	-	-	-	-	-	-	-	-
MAINTENANCE AND OTHER OPERATING EX	5020000000	-	-	-	-	-	-	-	-	-	-	-	-	-	-	-	-	-	-	-	-	-	-
CAPITAL OUTLAYS	5060000000	-	-	-	-	-	-	-	-	-	-	-	-	-	-	-	-	-	-	-	-	-	-
FINANCIAL EXPENSES	5030000000	-	-	-	-	-	-	-	-	-	-	-	-	-	-	-	-	-	-	-	-	-	-

Prepared by:


NIMFA C. CALUMBAY
 Chief - Budget Section


CANDICE DIANNE B. PARENA
 Chief, Accounting Section

Noted:

LUCILLIE G. LONGJAS
 Chief - Finance Division

Approved:

ATTY. CRIZALDY M. BARCELO, CESO III
 Regional Director